

DC115-12A DATA SHEET



DC115-12A

115AH@20HR

12-Volt

DEEP CYCLE

**Maintenance-Free
Sealed AGM Battery**

Nominal Specifications

Battery Model	DC115-12A	Rated Capacity	115AH/20HR
---------------	-----------	----------------	------------

Mechanical Specifications

Group Size	31	
Overall Height (H)	220±2mm	8.66"
Container Height (h)	214±2mm	8.43"
Length	328±2mm	12.91"
Width	172±2mm	6.77"
Weight	Approx.32.7kg	72.09bs.
Terminal Type	M8- Button Terminal	
Terminal Torque	9.6-10.7 N.m	
Container Material	ABS Standard UL 94-HB	

Electrical Specifications

C100	128AH
C20	115AH
C10	104AH
C5	91AH
CCA	600A
CA or MCA	710A
HPCA	850A
Max. Discharge Current	1100A (5s)
Internal Resistance	3.0mΩ
Reserve Capacity	
Reserve @25 AMPS	175 Minutes
Reserve @75 AMPS	43 Minutes

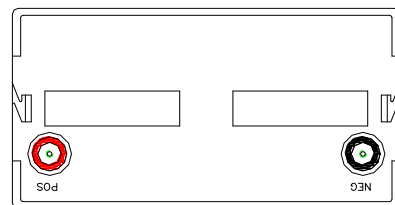
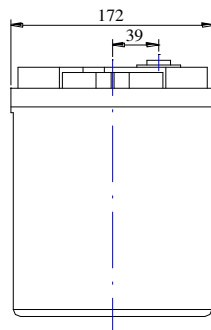
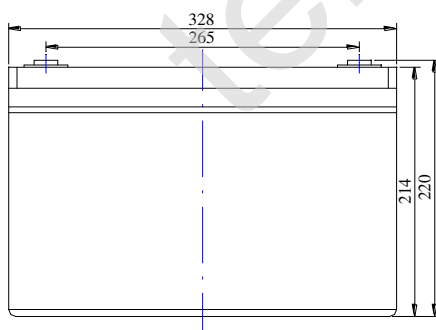
Temperature Range Specifications

Operating Temperature Range	Discharge: -15 ~ +50 (5 ~ 122 °F)
	Charge: -15 ~ +40 (5 ~ 104 °F)
	Storage: -15 ~ +40 (5 ~ 104 °F)
Recommended Operating Temperature Range	+74 °F (23 °C) to +80 °F (27 °C)
Self-Discharge	Less than 10% after 90 days, can be stored up to 6 months at 25 (77 °F); Fully recharging is required before usage, For higher temperatures the time interval will be shorter.

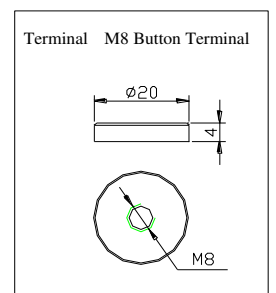
Charge Voltages

Float Charging Voltage	13.5 to 13.8 VDC/unit @ (25°C)	
Equalization and Cycle Service Charging Voltage	14.3 to 14.5 VDC/unit @ (25°C)	
Maximum Charge Current(A)	30A	
Charging Temperature Compensation	Cycle use	-4mV/cell/°C
	Float use	-3mV/cell/°C

BATTERY & TERMINAL DIMENSIONS (All units shown in mm)



Battery bank spacing required 12.5mm (1/2"inch) minimum



Constant Current Discharge Rating Amperes @ 77 °F (25 °C)

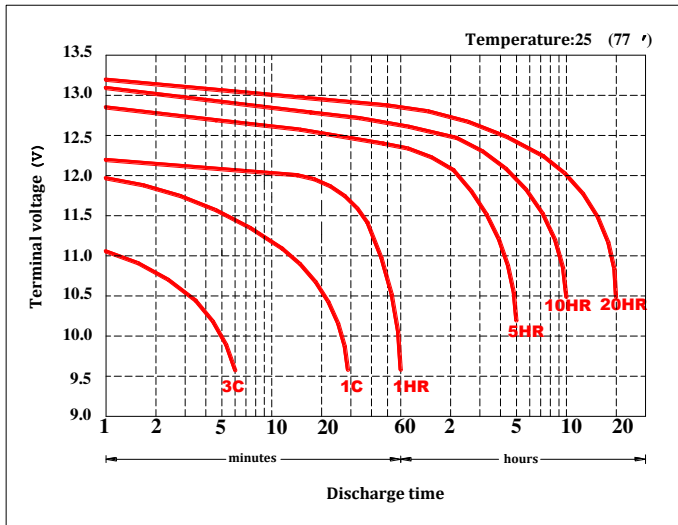
Cut off voltage V/cell	15M	30M	45M	1H	2H	3H	5H	8H	10H	12H	20H
1.75V	165	104.5	75.1	62.1	33.0	24.6	17.5	11.9	10.4	8.8	5.75

Note The above data are average values, and can be obtained with 3 charge/discharge cycles. These are not minimum values.

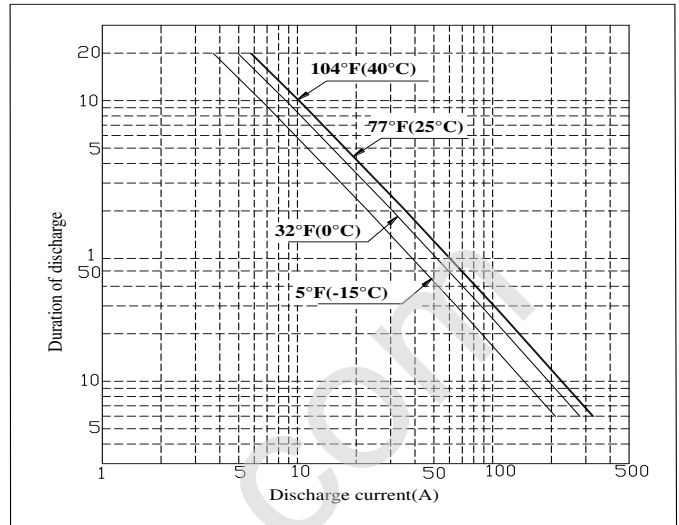


DC115-12A DATA SHEET

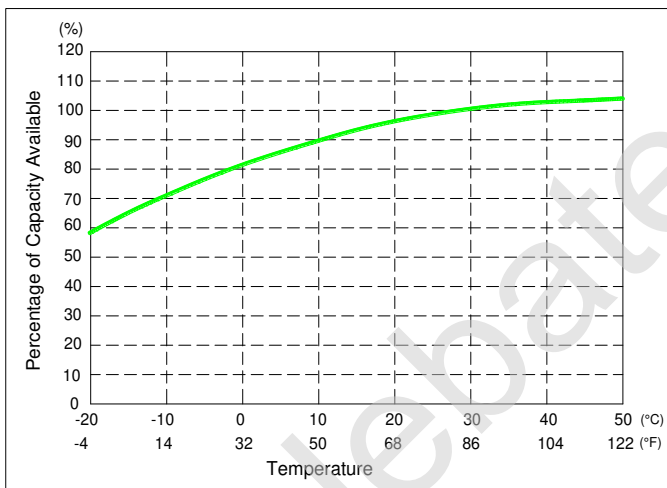
Terminal Voltage(V) and Discharge Time



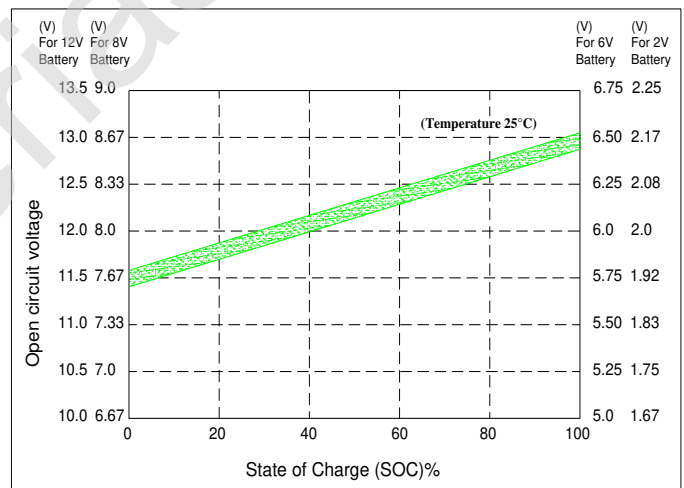
Duration of discharge vs. Discharge current



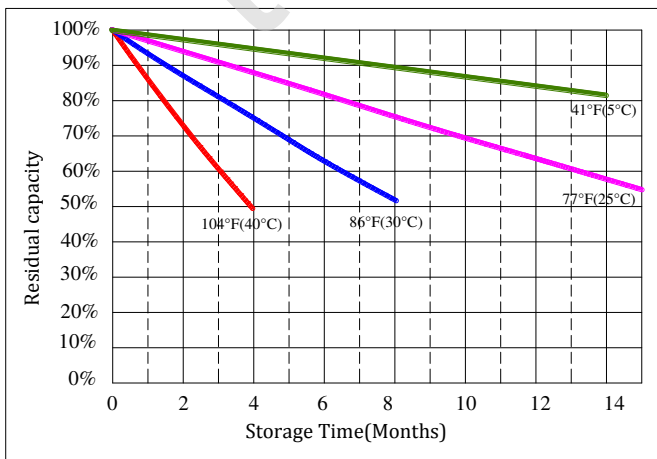
Percent Capacity vs. Temperature



State of Charge(SOC) vs Open Circuit Voltage(OCV)



Capacity Retention Characteristic



Cycle Life vs. Depth of Discharge(DOD)

