



DC160-12

160AH@20HR

12-Volt

DEEP CYCLE

**Maintenance-Free
Sealed AGM Battery**


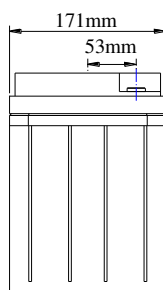

Nominal Specifications			
Battery Model	DC160-12	Rated Capacity	160AH/20HR
Mechanical Specifications			
Group Size	N/A		
Overall Height (H)	241±2mm	9.49"	
Container Height (h)	241±2mm	9.49"	
Length	484±2mm	19.06"	
Width	171±2mm	6.73"	
Weight	Approx.47kg	103.62lbs.	
Terminal Type	M8- Button Terminal		
Terminal Torque	9.6-10.7 N.m		
Container Material	ABS Standard UL 94-HB		

Electrical Specifications	
C100	176AH
C20	160AH
C10	142AH
C5	130AH
CCA	910A
CA or MCA	1070A
HPCA	1270A
Max. Discharge Current	1600A (5s)
Internal Resistance	2.8mΩ
Reserve Capacity	
Reserve @25 AMPS	300Minutes
Reserve @75 AMPS	82Minutes

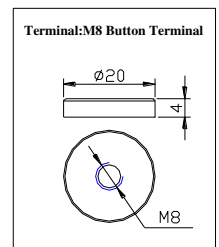
Temperature Range Specifications	
Operating Temperature Range	Discharge : -15 ~+ 50 (5 ~122 °)
	Charge: -15 ~+40 (5 ~104 °)
	Storage: -15 ~+40 (5 ~104 °)
Recommended Operating Temperature Range	+74 °(23 °) to +80 °(27 °)
Self-Discharge	Less than 10% after 90 days, can be stored up to 6 months at 25 (77 °); Fully recharging is required before usage, For higher temperatures the time interval will be shorter.

Charge Voltages		
Float Charging Voltage	13.5 to 13.8 VDC/unit@ (25°C)	
Equalization and Cycle Service Charging Voltage	14.3 to 14.5 VDC/unit @(25°C)	
Maximum Charge Current(A)	40A	
Charging Temperature Compensation	Cycle use	-4mV/cell/
	Float use	-3mV/cell/

BATTERY & TERMINAL DIMENSIONS (All units shown in mm)



Battery bank spacing required 12.5mm (1/2"inch) minimum



Constant Current Discharge Rating Amperes @ 77 °(25 °)

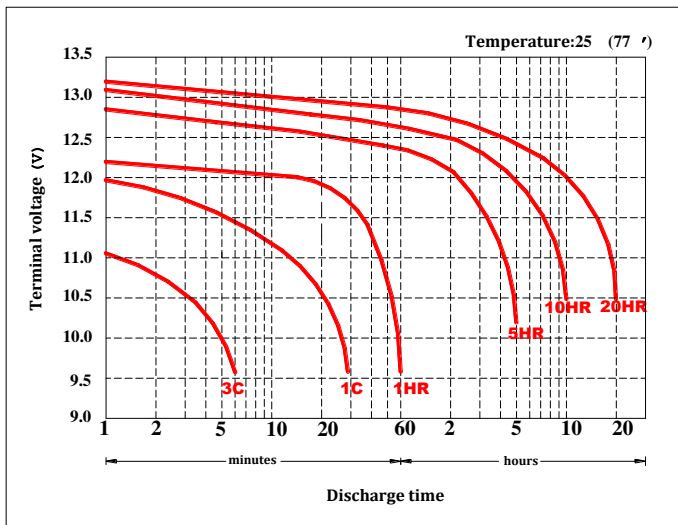
Cut off voltage V/cell	15M	30M	45M	1H	2H	3H	5H	8H	10H	12H	20H
1.75V	220	140	103	85.3	45.2	34.0	25.6	17.3	14.20	12.26	8.0

Note The above data are average values, and can be obtained with 3 charge/discharge cycles. These are not minimum values.

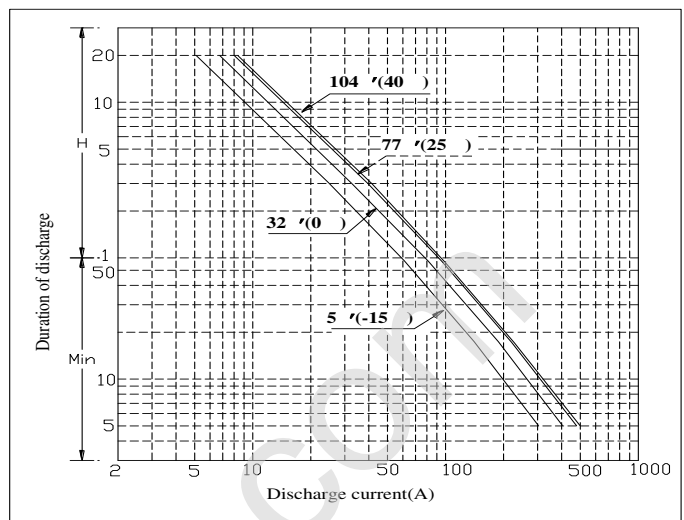


DC160-12 DATA SHEET

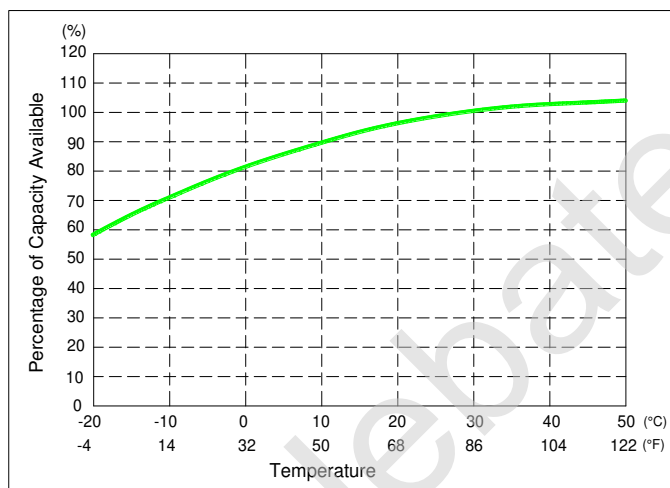
Terminal Voltage(V) and Discharge Time



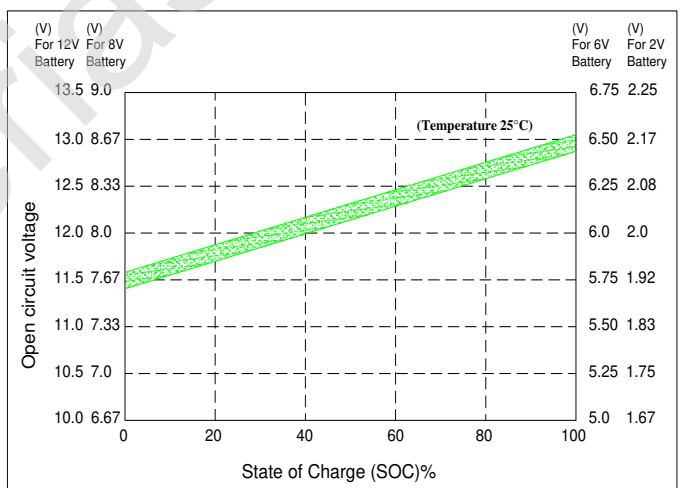
Duration of discharge vs. Discharge current



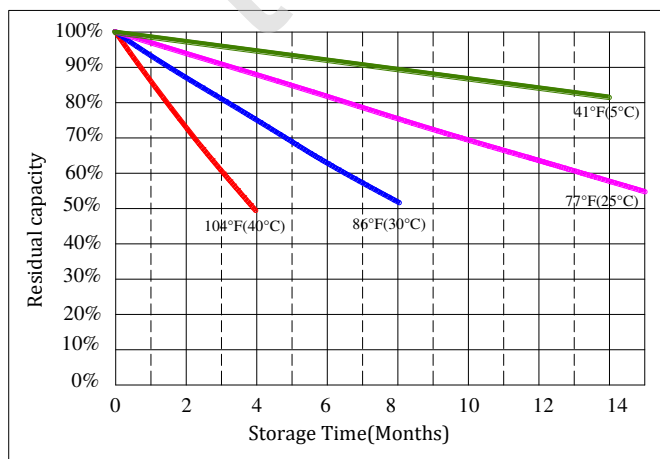
Percent Capacity vs. Temperature



State of Charge(SOC) vs Open Circuit Voltage(OCV)



Capacity Retention Characteristic



Cycle Life vs. Depth of Discharge(DOD)

