

DC24-12 DATA SHEET



DC24-12

24AH@20HR

12-Volt

DEEP CYCLE

Maintenance-Free
Sealed AGM Battery

Nominal Specifications

Battery Model	DC24-12	Rated Capacity	24AH/20HR
---------------	---------	----------------	-----------

Mechanical Specifications

Group Size	N/A	
Overall Height (H)	125±1.5mm	4.92"
Container Height (h)	125±1.5mm	4.92"
Length	167±1mm	6.57"
Width	175±1mm	6.89"
Weight	Approx. 9.0kg	19.84lbs.
Terminal Type	M5- Button Terminal	
Terminal Torque	2.0 3.0 N.m	
Container Material	ABS Standard UL 94-HB	

Temperature Range Specifications

Operating Temperature Range	Discharge: -15 ~ +50 (5 ~ 122 °)
	Charge: -15 ~ +40 (5 ~ 104 °)
	Storage: -15 ~ +40 (5 ~ 104 °)
Recommended Operating Temperature Range	+74 °(23 °) to +80 °(27 °)
Self-Discharge	Less than 10% after 90 days, can be stored up to 6 months at 25 (77 °); Fully recharging is required before usage, For higher temperatures the time interval will be shorter.

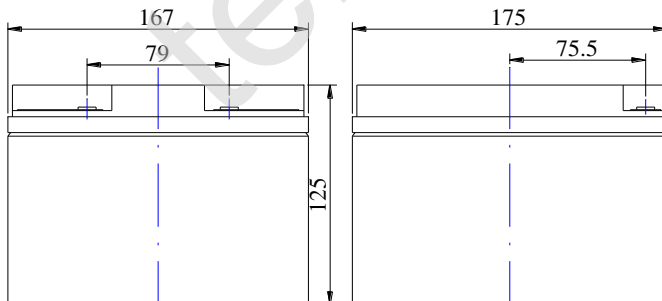
Electrical Specifications

C100	27AH
C20	24AH
C10	21.6AH
C5	19.8AH
CCA	160A
CA or MCA	195A
HPCA	225A
Max. Discharge Current	300A (5s)
Internal Resistance	10mΩ
Reserve Capacity	
Reserve @25 AMPS	27 Minutes
Reserve @75 AMPS	/

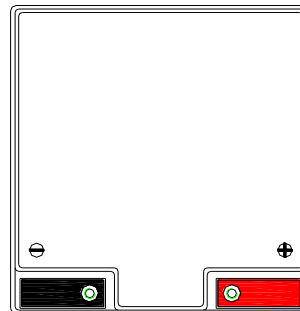
Charge Voltages

Float Charging Voltage	13.5 to 13.8 VDC/unit@ (25°C)	
Equalization and Cycle Service Charging Voltage	14.3 to 14.5 VDC/unit @ (25°C)	
Maximum Charge Current(A)	6A	
Charging Temperature Compensation	Cycle use	-4mV/cell/
	Float use	-3mV/cell/

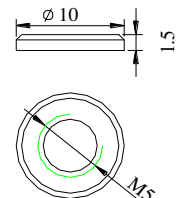
BATTERY & TERMINAL DIMENSIONS (All units shown in mm)



Battery bank spacing required 12.5mm (1/2"inch) minimum



Terminal: M5 Button Terminal



Constant Current Discharge Rating Amperes @ 77 °(25 °)

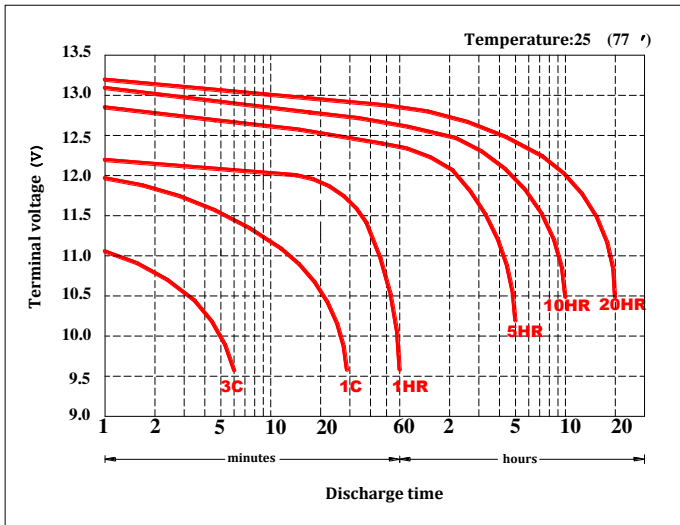
Cut off voltage V/cell	15M	30M	45M	1H	2H	3H	5H	8H	10H	12H	20H
1.75V	35	22	17	13.6	7.2	5.4	3.8	2.6	2.16	1.84	1.20

Note The above data are average values, and can be obtained with 3 charge/discharge cycles. These are not minimum values.

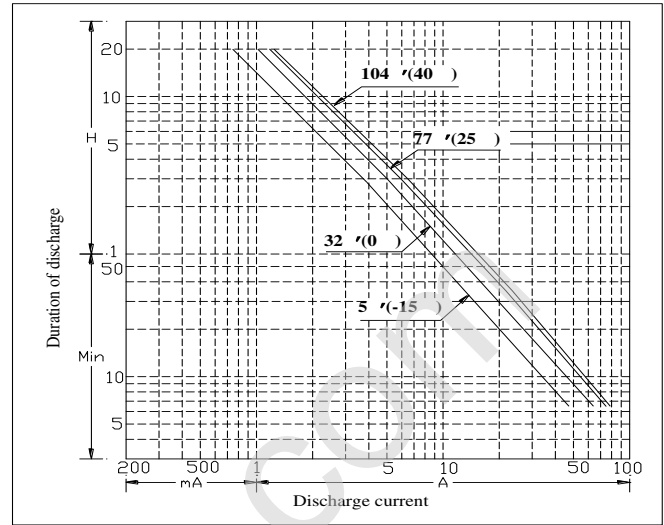


DC24-12 DATA SHEET

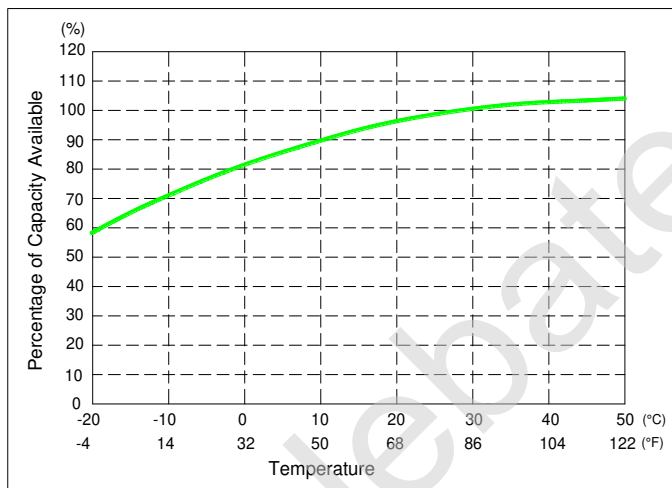
Terminal Voltage(V) and Discharge Time



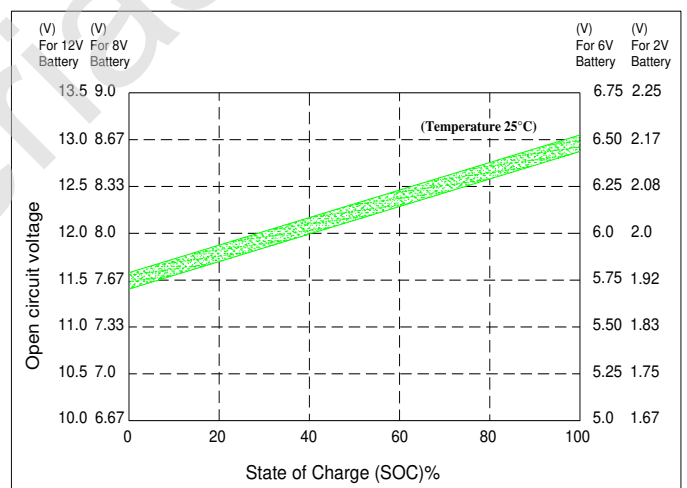
Duration of discharge vs. Discharge current



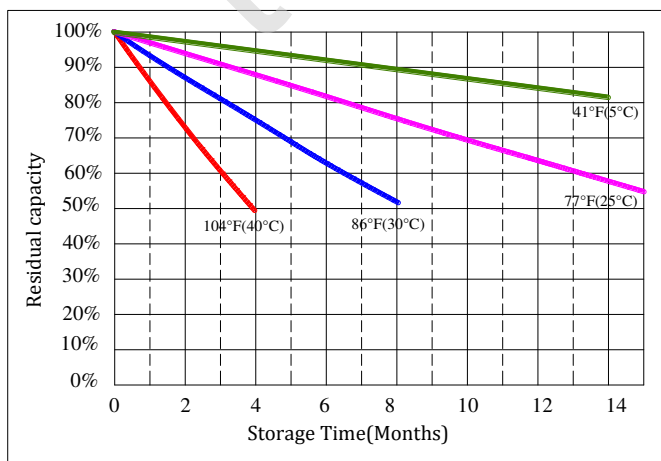
Percent Capacity vs. Temperature



State of Charge(SOC) vs Open Circuit Voltage(OCV)



Capacity Retention Characteristic



Cycle Life vs. Depth of Discharge(DOD)

