

DC250-6 DATA SHEET



DC250-6

250AH@20HR

6-Volt

DEEP CYCLE

**Maintenance-Free
Sealed AGM Battery**

Nominal Specifications

Battery Model	DC250-6	Rated Capacity	250AH/20HR
---------------	---------	----------------	------------

Mechanical Specifications

Group Size	GC2	
Overall Height (H)	272±2mm	10.71"
Container Height (h)	266±2mm	10.47"
Length	262±2mm	10.31"
Width	181±2mm	7.13"
Weight	Approx.35.7kg	78.70lbs.
Terminal Type	M8-Button Terminal	
Terminal Torque	9.6-10.7N.m	
Container Material	ABS Standard UL 94-HB	

Electrical Specifications

C100	275AH
C20	250AH
C10	225AH
C5	204AH
CCA	1180A
CA or MCA	1410A
HPCA	1700A
Max. Discharge Current	2500A (5s)
Internal Resistance	1.2mΩ
Reserve Capacity	
Reserve @25 AMPS	531Minutes
Reserve @75 AMPS	135Minutes

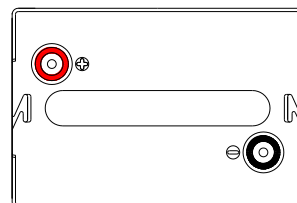
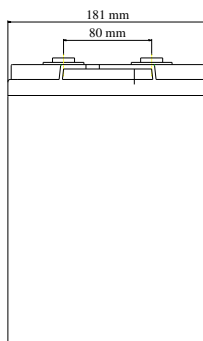
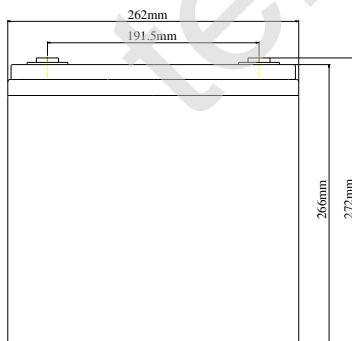
Temperature Range Specifications

Operating Temperature Range	Discharge: -15 ~ +50 (5 ~ 122 °F)
	Charge: -15 ~ +40 (5 ~ 104 °F)
	Storage: -15 ~ +40 (5 ~ 104 °F)
Recommended Operating Temperature Range	+74 °F (23 °C) to +80 °F (27 °C)
Self-Discharge	Less than 10% after 90 days, can be stored up to 6 months at 25 (77 °F); Fully recharging is required before usage, For higher temperatures the time interval will be shorter.

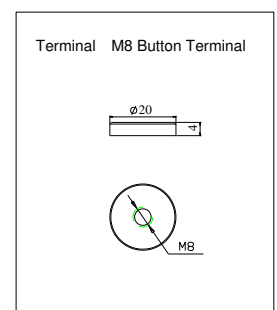
Charge Voltages

Float Charging Voltage	6.75 to 6.90 VDC/unit @ (25°C)	
Equalization and Cycle Service Charging Voltage	7.15 to 7.25 VDC/unit @ (25°C)	
Maximum Charge Current(A)	62.5A	
Charging Temperature Compensation	Cycle use	-4mV/cell/°C
	Float use	-3mV/cell/°C

BATTERY & TERMINAL DIMENSIONS (All units shown in mm)



Battery bank spacing required 12.5mm (1/2"inch) minimum



Constant Current Discharge Rating Amperes @ 77 °F (25 °C)

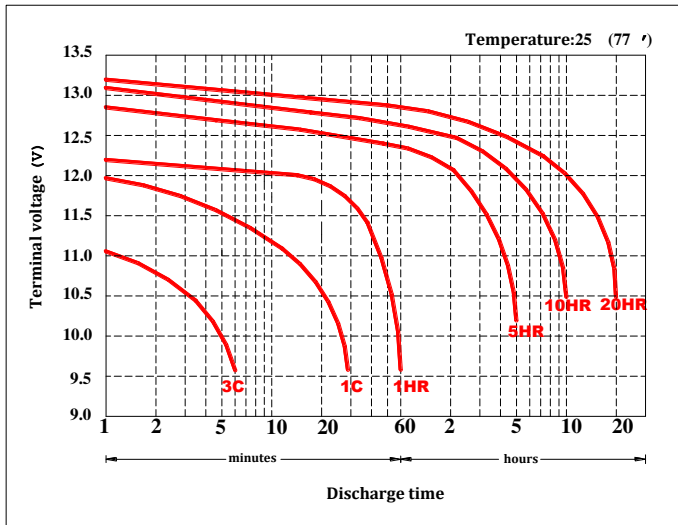
Cut off voltage V/cell	15M	30M	45M	1H	2H	3H	5H	8H	10H	12H	20H
1.75V	361	222.9	164.6	136.1	78.5	56.6	39.7	27.2	22.5	19.2	12.5

Note The above data are average values, and can be obtained with 3 charge/discharge cycles. These are not minimum values.

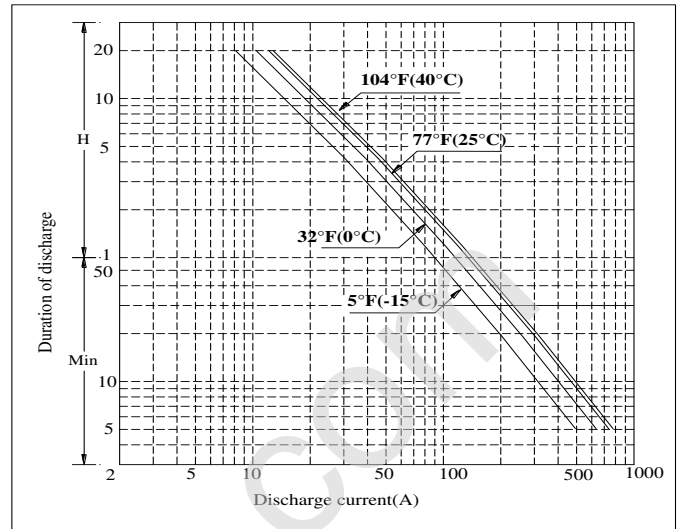


DC250-6 DATA SHEET

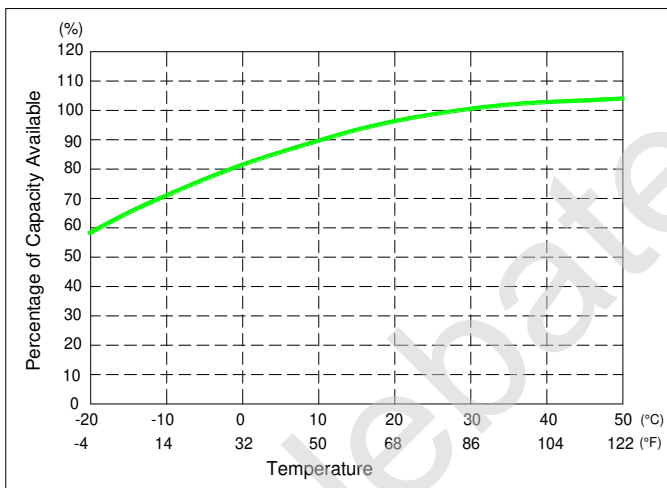
Terminal Voltage(V) and Discharge Time



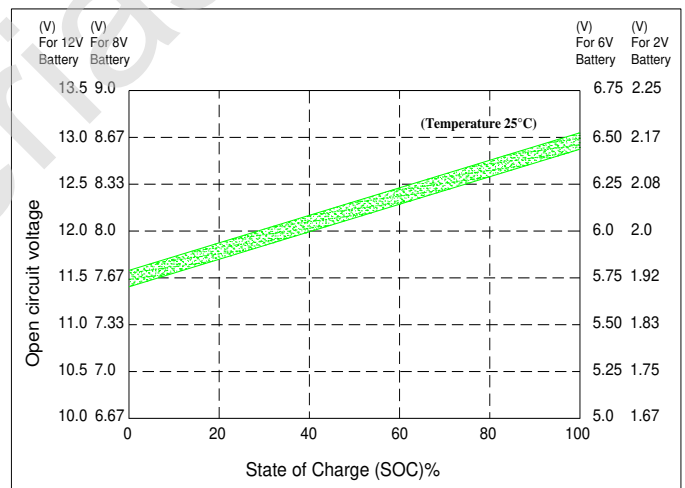
Duration of discharge vs. Discharge current



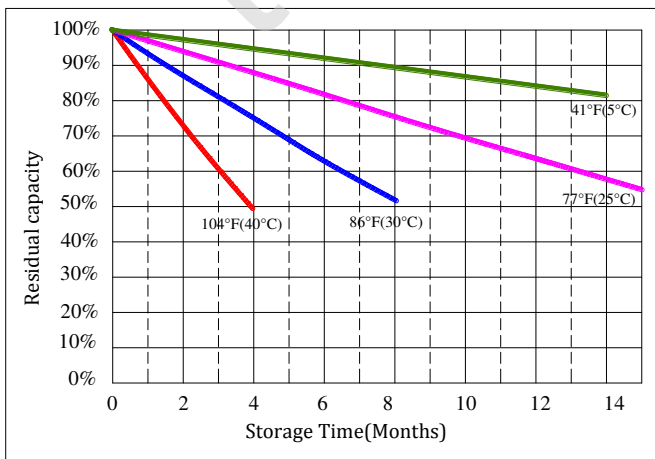
Percent Capacity vs. Temperature



State of Charge(SOC) vs Open Circuit Voltage(OCV)



Capacity Retention Characteristic



Cycle Life vs. Depth of Discharge(DOD)

