

DC220-6 DATA SHEET



DC220-6

220AH@20HR

6-Volt

DEEP CYCLE

**Maintenance-Free
Sealed AGM Battery**

Nominal Specifications

Battery Model	DC220-6	Rated Capacity	220AH/20HR
---------------	---------	----------------	------------

Mechanical Specifications

Group Size	27	
Overall Height (H)	226±2mm	8.90"
Container Height (h)	220±2mm	8.66"
Length	306±2mm	12.05"
Width	174±2mm	6.85"
Weight	Approx.32.8kg	72.31lbs.
Terminal Type	M8-Button Terminal	
Terminal Torque	9.6-10.7N.m	
Container Material	ABS: Standard (UL 94-HB)	

Temperature Range Specifications

Operating Temperature Range	Discharge : -15°C ~+ 50°C (5°F ~122°F)
	Charge: -15°C ~ +40°C (5°F ~104°F)
	Storage: -15°C ~ +40°C (5°F ~104°F)
Recommended Operating Temperature Range	+74°F (23°C) to +80°F (27°C)
Self-Discharge	Less than 10% after 90 days, can be stored up to 6 months at 25°C (77°F); Fully recharging is required before usage, For higher temperatures the time interval will be shorter.

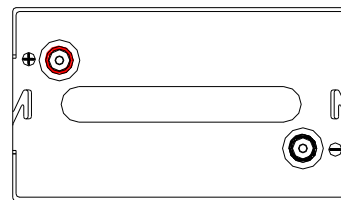
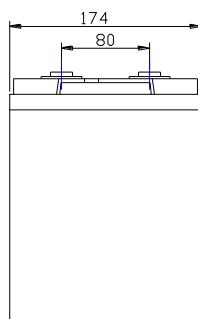
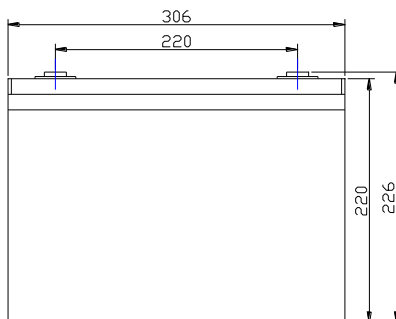
Electrical Specifications

C100	242AH
C20	220AH
C10	198AH
C5	180AH
CCA	1100A
CA or MCA	1320A
HPCA	1580A
Max. Discharge Current	2200A (5s)
Internal Resistance	1.1mΩ
Reserve Capacity	
Reserve @25 AMPS	425Minutes
Reserve @75 AMPS	112Minutes

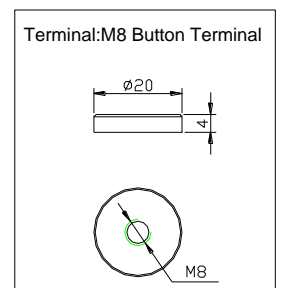
Charge Voltages

Float Charging Voltage	6.75 to 6.90 VDC/unit@ (25°C)	
Equalization and Cycle Service Charging Voltage	7.15 to 7.25 VDC/unit @ (25°C)	
Maximum Charge Current(A)	55A	
Charging Temperature Compensation	Cycle use	-4mV/cell/°C
	Float use	-3mV/cell/°C

BATTERY & TERMINAL DIMENSIONS (All units shown in mm)



Battery bank spacing required 12.5mm (1/2"inch) minimum



Constant Current Discharge Rating Amperes @ 77°F (25°C)

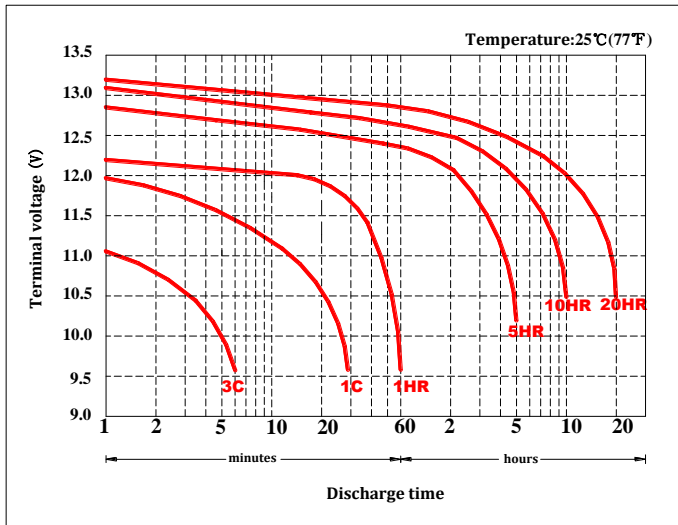
Cut off voltage V/cell	15M	30M	45M	1H	2H	3H	5H	8H	10H	12H	20H
1.75V	320	205	151	125.0	67.3	49.8	34.9	23.9	19.80	16.87	11.00

Note The above data are average values, and can be obtained with 3 charge/discharge cycles. These are not minimum values.

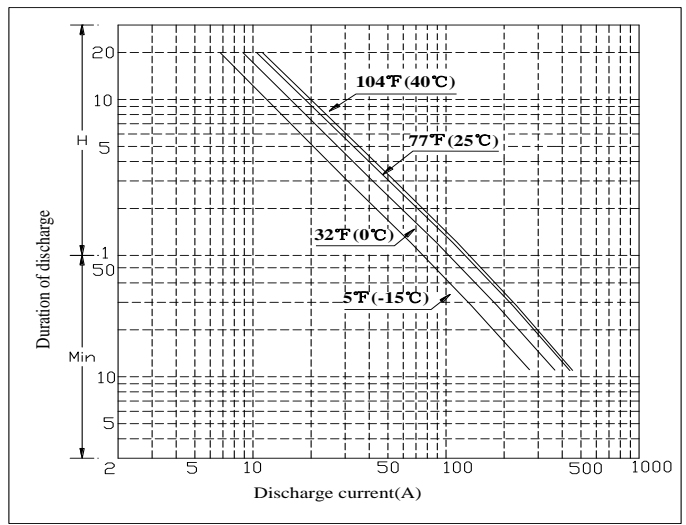


DC220-6 DATA SHEET

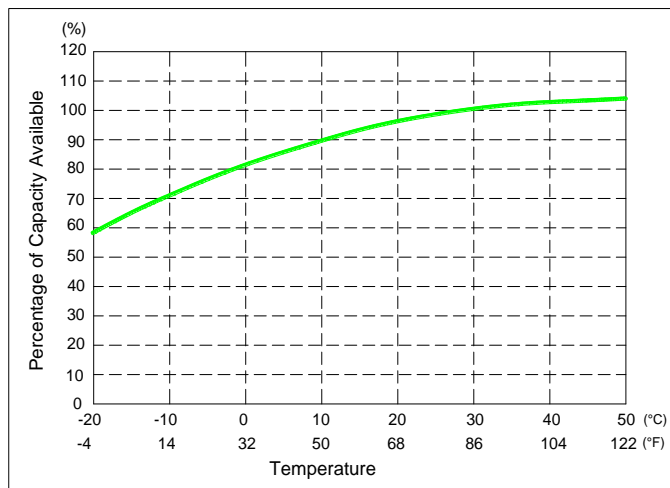
Terminal Voltage(V) and Discharge Time



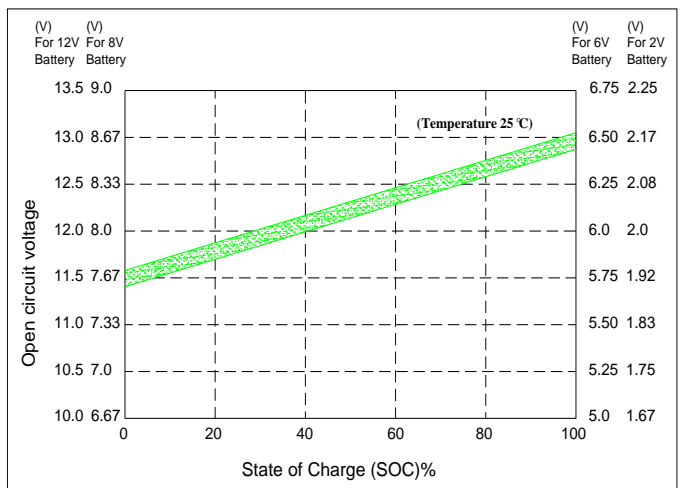
Duration of discharge vs. Discharge current



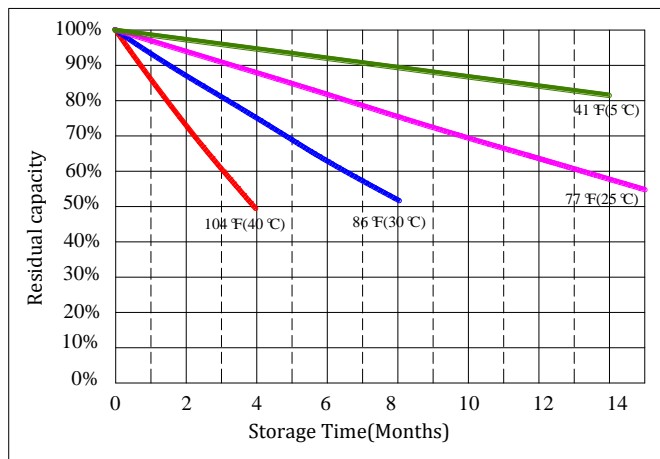
Percent Capacity vs. Temperature



State of Charge(SOC) vs Open Circuit Voltage(OCV)



Capacity Retention Characteristic



Cycle Life vs. Depth of Discharge(DOD)

