

# DC35-12B DATA SHEET



## DC35-12B

**35AH@20HR**  
**12-Volt**

**DEEP CYCLE**

**Maintenance-Free**  
**Sealed AGM Battery**

### Nominal Specifications

Battery Model	DC35-12B	Rated Capacity	35AH/20HR
---------------	----------	----------------	-----------

### Mechanical Specifications

Group Size	U1		
Overall Height (H)	180±2mm	7.04"	
Container Height (h)	167±2mm	6.54"	
Length	196±2mm	7.72"	
Width	131±2mm	5.16"	
Weight	Approx.11.2kg	24.69lbs.	
Terminal Type	F25- L Terminal		
Terminal Torque	--		
Container Material	ABS: Standard (UL 94-HB)		

### Temperature Range Specifications

Operating Temperature Range	Discharge : -15°C ~+ 50°C (5°F ~122°F)
	Charge: -15°C ~ +40°C (5°F ~104°F)
	Storage: -15°C ~ +40°C (5°F ~104°F)
Recommended Operating Temperature Range	+74°F (23°C) to +80°F (27°C)
Self-Discharge	Less than 10% after 90 days, can be stored up to 6 months at 25°C (77°F); Fully recharging is required before usage, For higher temperatures the time interval will be shorter.

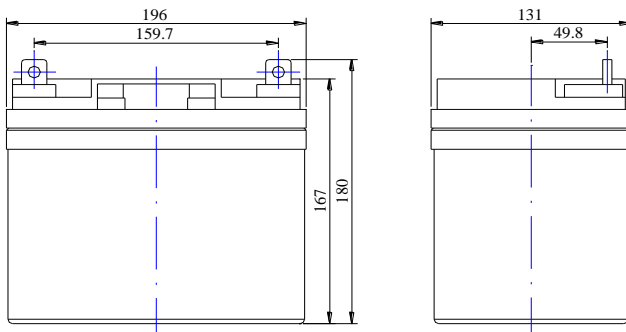
### Electrical Specifications

C100	39AH
C20	35AH
C10	32AH
C5	29.0AH
CCA	190A
CA or MCA	230A
HPCA	270A
Max. Discharge Current	450A (5s)
Internal Resistance	5.5mΩ
<b>Reserve Capacity</b>	
Reserve @25 AMPS	52 Minutes
Reserve @75 AMPS	/

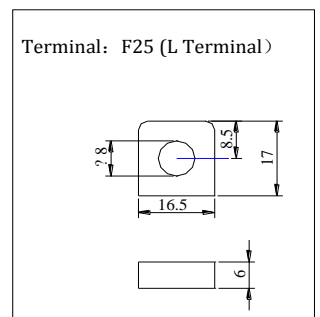
### Charge Voltages

Float Charging Voltage	13.5 to 13.8 VDC/unit@ (25°C)	
Equalization and Cycle Service Charging Voltage	14.3 to 14.5 VDC/unit @ (25°C)	
Maximum Charge Current(A)	8.8A	
Charging Temperature Compensation	Cycle use	-4mV/cell/°C
	Float use	-3mV/cell/°C

### BATTERY & TERMINAL DIMENSIONS (All units shown in mm)



Battery bank spacing required 12.5mm (1/2"inch) minimum



### Constant Current Discharge Rating Amperes @ 77°F (25°C)

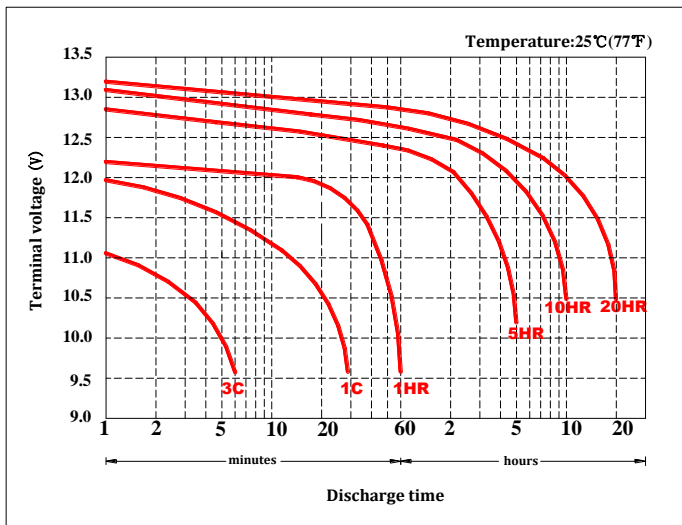
Cut off voltage V/cell	15M	30M	45M	1H	2H	3H	5H	8H	10H	12H	20H
1.75V	48	35	26.3	20.6	10.7	7.9	5.6	3.9	3.2	2.7	1.75

**Note** The above data are average values, and can be obtained with 3 charge/discharge cycles. These are not minimum values.

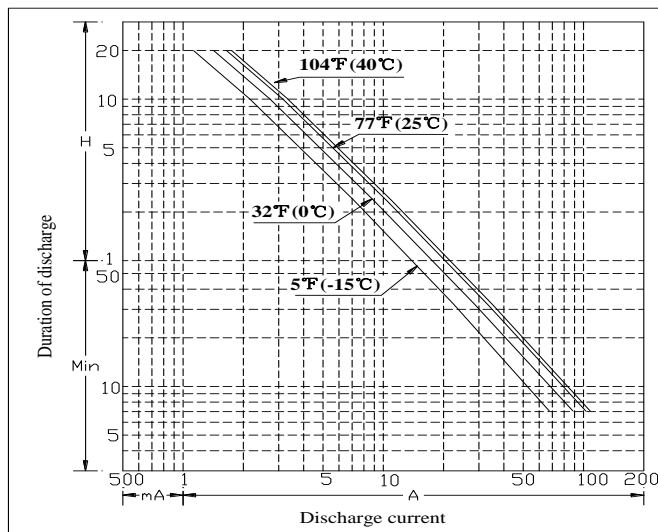


# DC35-12B DATA SHEET

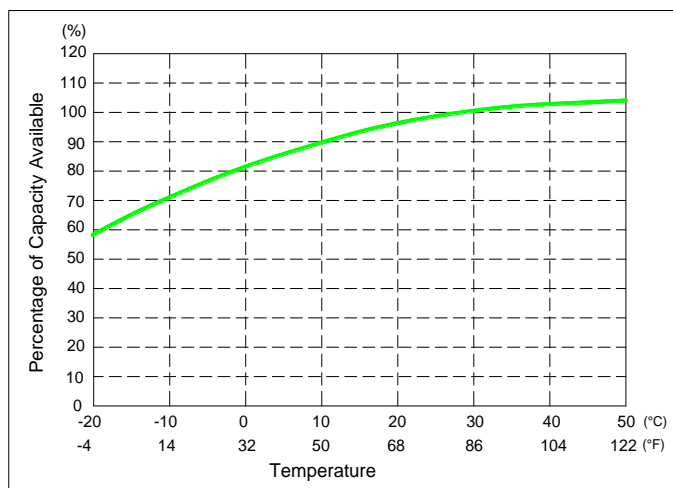
## Terminal Voltage(V) and Discharge Time



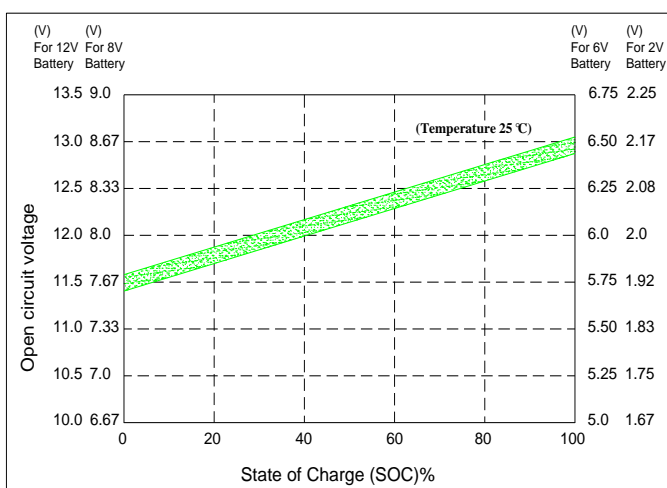
## Duration of discharge vs. Discharge current



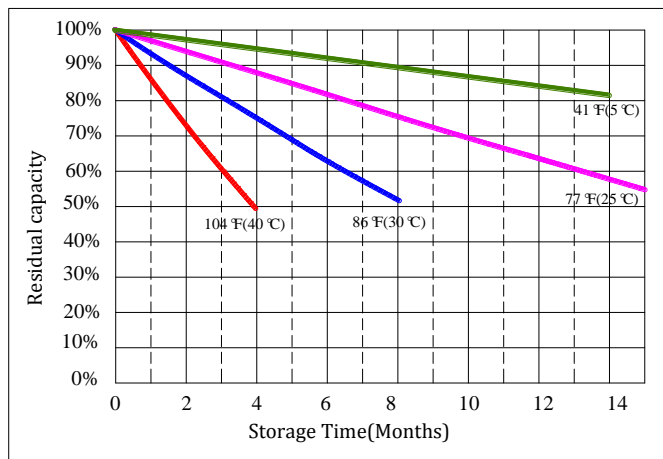
## Percent Capacity vs. Temperature



## State of Charge(SOC) vs Open Circuit Voltage(OCV)



## Capacity Retention Characteristic



## Cycle Life vs. Depth of Discharge(DOD)

