

DC80-12 DATA SHEET



DC80-12

80AH@20HR

12-Volt

DEEP CYCLE

**Maintenance-Free
Sealed AGM Battery**

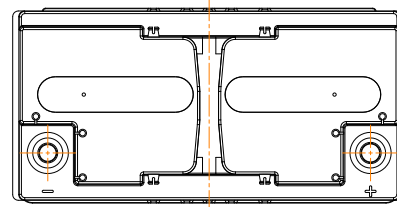
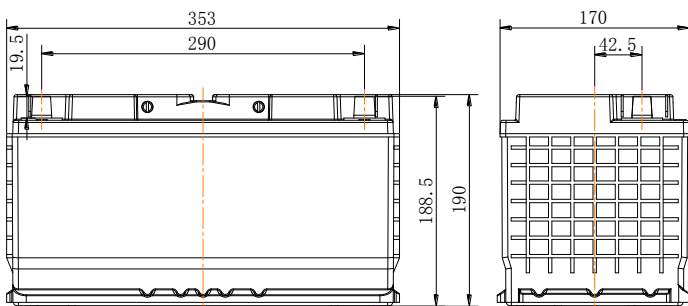
Nominal Specifications			
Battery Model	DC80-12	Rated Capacity	80AH/20HR
Mechanical Specifications			
Group Size	49		
Overall Height (H)	190±2mm	7.48"	
Container Height (h)	190±2mm	7.48"	
Length	353±2mm	13.90"	
Width	175±2mm	6.89"	
Weight	Approx.26.2kg	57.76lbs.	
Terminal Type	AP- Auto Post Terminal		
Terminal Torque	5.6-7.9 N.m		
Container Material	ABS: Standard (UL 94-HB)		

Electrical Specifications	
C100	89AH
C20	80AH
C10	72AH
C5	65.5AH
CCA	630A
CA or MCA	756A
HPCA	900A
Max. Discharge Current	1200A (5s)
Internal Resistance	4.5mΩ
Reserve Capacity	
Reserve @25 AMPS	142Minutes
Reserve @75 AMPS	32 Minutes

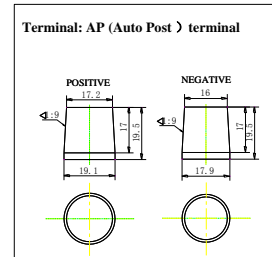
Temperature Range Specifications	
Operating Temperature Range	Discharge : -15°C ~+ 50°C (5°F ~122°F)
	Charge: -15°C ~ +40°C (5°F ~104°F)
	Storage: -15°C ~ +40°C (5°F ~104°F)
Recommended Operating Temperature Range	+74°F (23°C) to +80°F (27°C)
Self-Discharge	Less than 10% after 90 days, can be stored up to 6 months at 25°C (77°F); Fully recharging is required before usage, For higher temperatures the time interval will be shorter.

Charge Voltages		
Float Charging Voltage	13.5 to 13.8 VDC/unit@ (25°C)	
Equalization and Cycle Service Charging Voltage	14.3 to 14.5 VDC/unit @ (25°C)	
Maximum Charge Current(A)	20A	
Charging Temperature Compensation	Cycle use	-4mV/cell/°C
	Float use	-3mV/cell/°C

BATTERY & TERMINAL DIMENSIONS (All units shown in mm)



Battery bank spacing required 12.5mm (1/2"inch) minimum



Constant Current Discharge Rating Amperes @ 77°F (25°C)

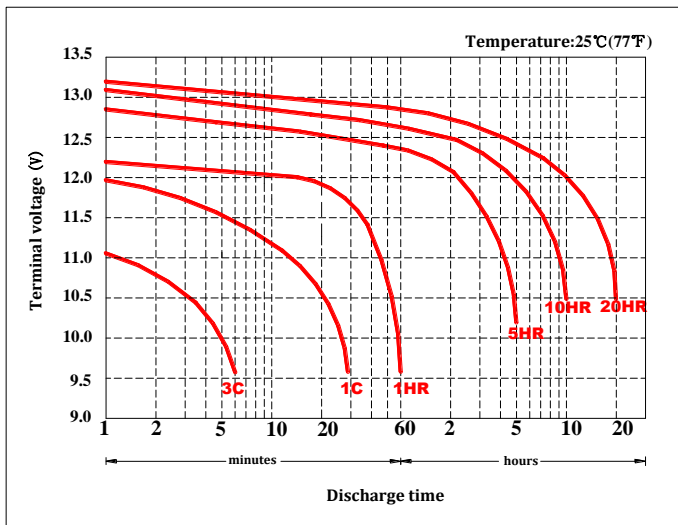
Cut off voltage V/cell	15M	30M	45M	1H	2H	3H	5H	8H	10H	12H	20H
1.75V	140	76.5	57	44.6	27.2	18.3	12.84	8.87	7.2	6.25	4.00

Note The above data are average values, and can be obtained with 3 charge/discharge cycles. These are not minimum values.

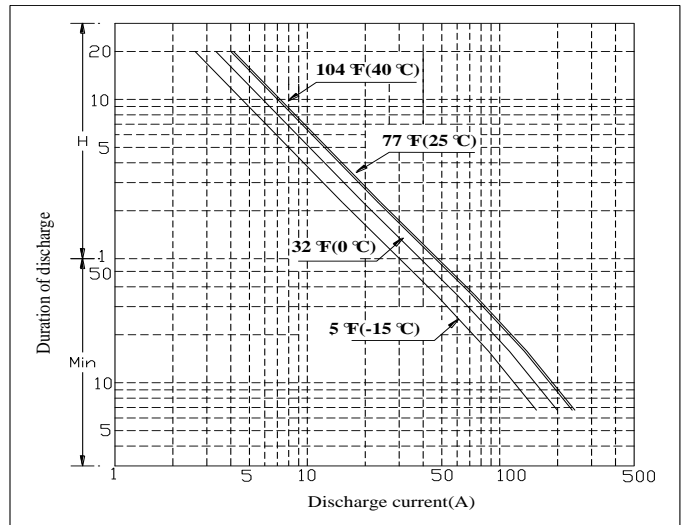


DC80-12 DATA SHEET

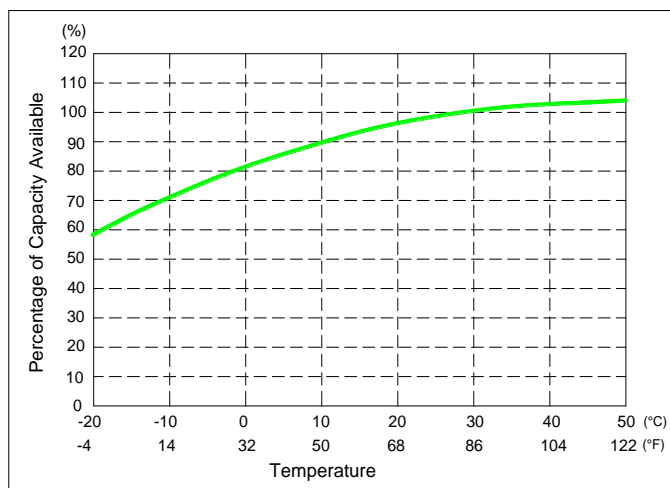
Terminal Voltage(V) and Discharge Time



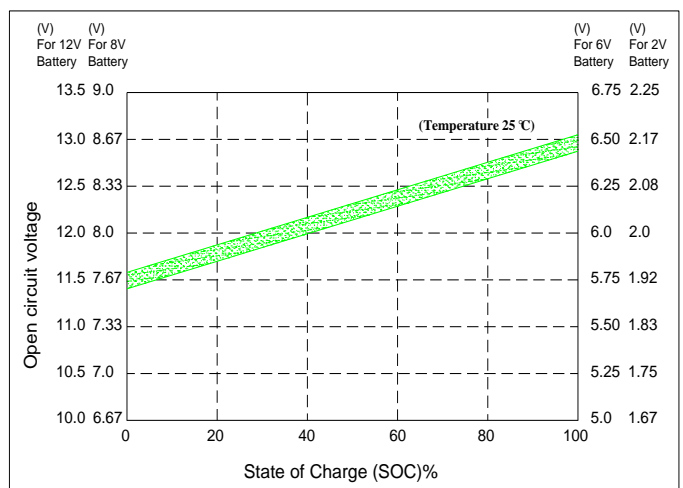
Duration of discharge vs. Discharge current



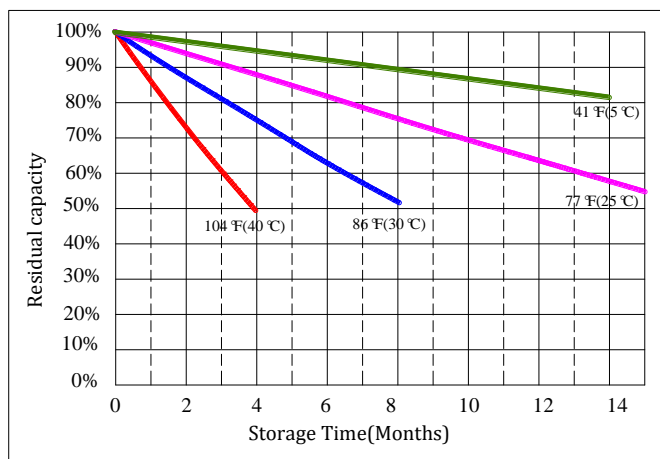
Percent Capacity vs. Temperature



State of Charge(SOC) vs Open Circuit Voltage(OCV)



Capacity Retention Characteristic



Cycle Life vs. Depth of Discharge(DOD)

