

DC120-12C DATA SHEET



DC120-12C

120AH@20HR

12-Volt

DEEP CYCLE

Maintenance-Free
Sealed AGM Battery

Nominal Specifications

Battery Model	DC120-12C	Rated Capacity	120AH/20HR
---------------	-----------	----------------	------------

Mechanical Specifications

Group Size	DIN	
Overall Height (H)	283±2mm	11.14"
Container Height (h)	264±2mm	10.39"
Length	341±2mm	13.43"
Width	172±2mm	6.77"
Weight	Approx.38.7kg	85.32lbs.
Terminal Type	AP- Auto post Terminal	
Terminal Torque	5.6-7.9 N.m	
Container Material	ABS Standard UL 94-HB	

Electrical Specifications

C100	132AH
C20	120AH
C10	114AH
C5	98AH
CCA	750A
CA or MCA	900A
HPCA	1020A
Max. Discharge Current	1200A (5s)
Internal Resistance	4.0mΩ
Reserve Capacity	
Reserve @25 AMPS	232Minutes
Reserve @75 AMPS	56Minutes

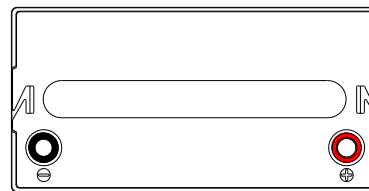
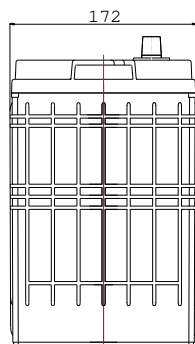
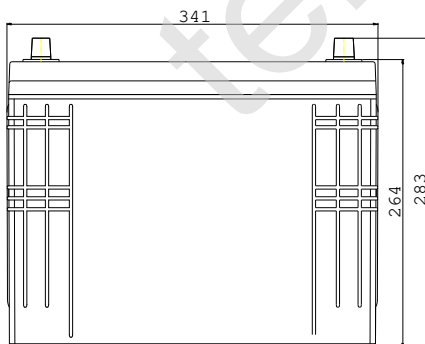
Temperature Range Specifications

Operating Temperature Range	Discharge: -15 ~+50 (5 ~122 °)
	Charge: -15 ~+40 (5 ~104 °)
	Storage: -15 ~+40 (5 ~104 °)
Recommended Operating Temperature Range	+74 °(23 °) to +80 °(27 °)
Self-Discharge	Less than 10% after 90 days, can be stored up to 6 months at 25 (77 °); Fully recharging is required before usage, For higher temperatures the time interval will be shorter.

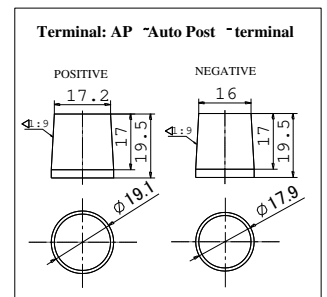
Charge Voltages

Float Charging Voltage	13.5 to 13.8 VDC/unit@ (25°C)	
Equalization and Cycle Service Charging Voltage	14.3 to 14.5 VDC/unit @ (25°C)	
Maximum Charge Current(A)	30A	
Charging Temperature Compensation	Cycle use	-4mV/cell/
	Float use	-3mV/cell/

BATTERY & TERMINAL DIMENSIONS (All units shown in mm)



Battery bank spacing required 12.5mm (1/2" inch) minimum



Constant Current Discharge Rating Amperes @ 77 °(25 °)

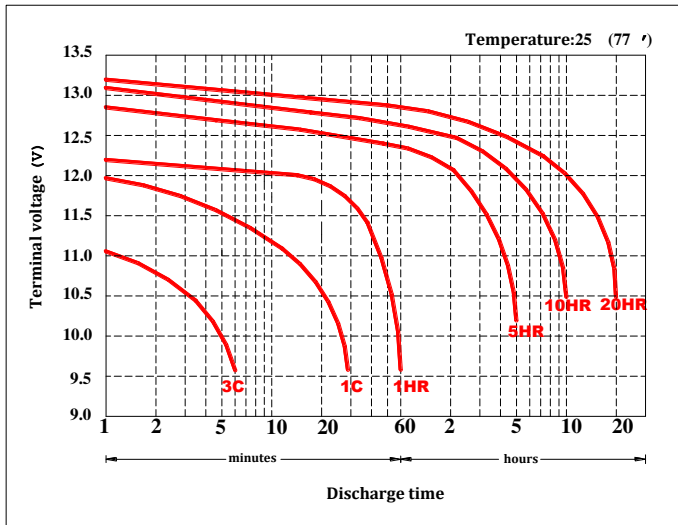
Cut off voltage V/cell	15M	30M	45M	1H	2H	3H	5H	8H	10H	12H	20H
1.75V	203	120	86	68.2	36.2	27.6	20.5	13.4	11.4	9.7	6.0

Note The above data are average values, and can be obtained with 3 charge/discharge cycles. These are not minimum values.

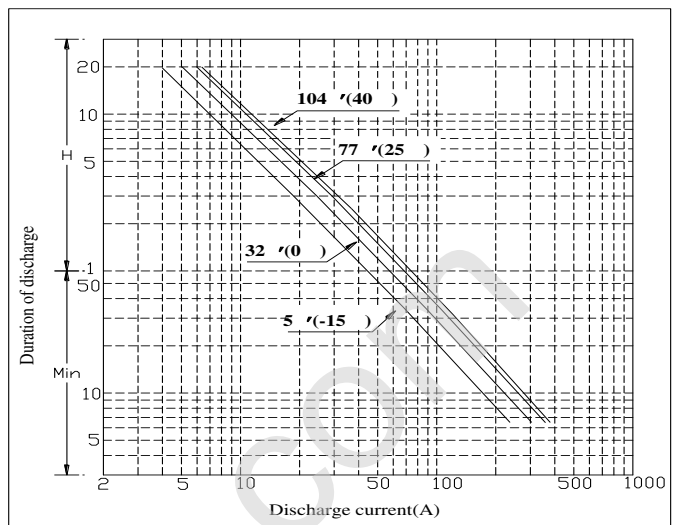


DC120-12C DATA SHEET

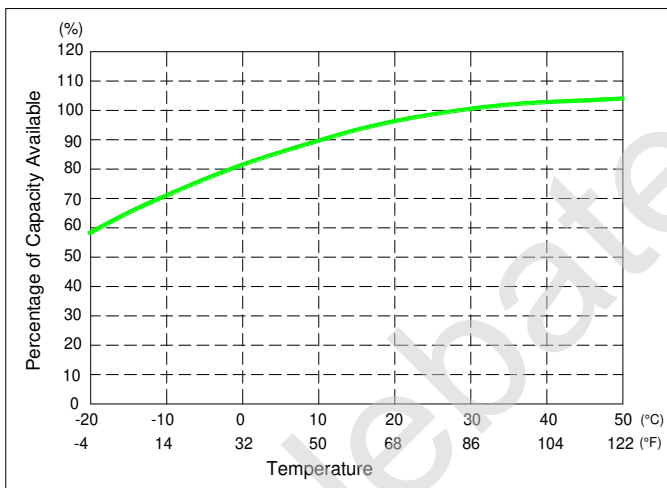
Terminal Voltage(V) and Discharge Time



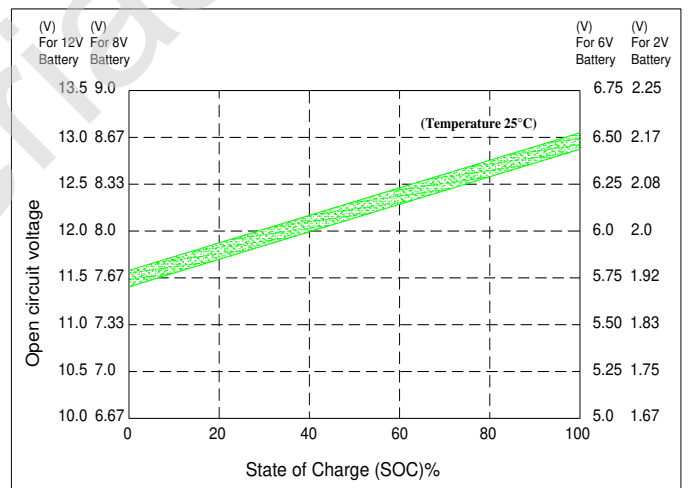
Duration of discharge vs. Discharge current



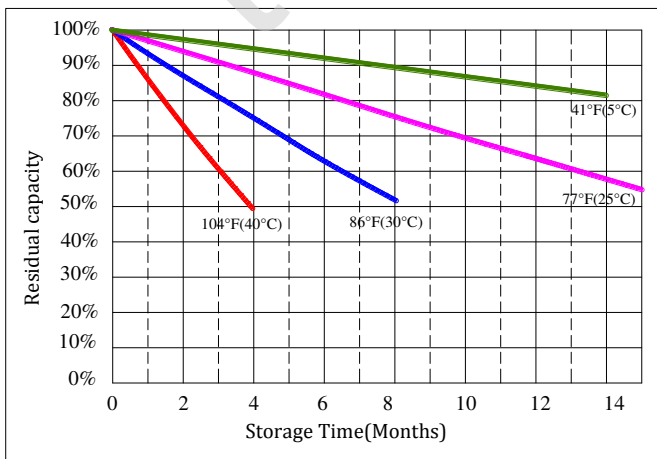
Percent Capacity vs. Temperature



State of Charge(SOC) vs Open Circuit Voltage(OCV)



Capacity Retention Characteristic



Cycle Life vs. Depth of Discharge(DOD)

