

DC200-8 DATA SHEET



DC200-8

200AH@20HR

8-Volt

DEEP CYCLE

Maintenance-Free
Sealed AGM Battery

Nominal Specifications

Battery Model	DC200-8	Rated Capacity	200AH/20HR
---------------	---------	----------------	------------

Mechanical Specifications

Group Size	GC8H	
Overall Height (H)	299±2mm	11.77"
Container Height (h)	295±2mm	11.61"
Length	260±2mm	10.24"
Width	182±2mm	7.17"
Weight	Approx.38.0kg	83.78lbs.
Terminal Type	M8-Button Terminal	
Terminal Torque	9.6-10.7N.m	
Container Material	ABS Standard UL 94-HB	

Electrical Specifications

C100	220AH
C20	200AH
C10	180AH
C5	164AH
CCA	1000A
CA or MCA	1200A
HPCA	1430A
Max. Discharge Current	2000A (5s)
Internal Resistance	1.8 mΩ
Reserve Capacity	
Reserve @25 AMPS	390 Minutes
Reserve @56 AMPS	140 Minutes

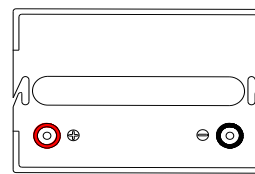
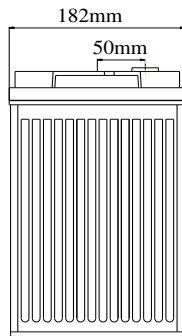
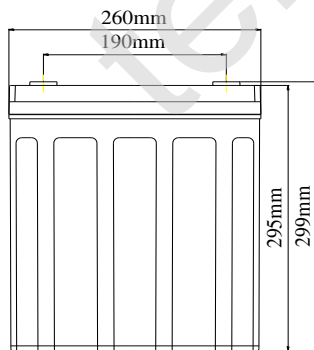
Temperature Range Specifications

Operating Temperature Range	Discharge: -15 ~+50 (5 ~122 °F)
	Charge: -15 ~+40 (5 ~104 °F)
	Storage: -15 ~+40 (5 ~104 °F)
Recommended Operating Temperature Range	+74 °F (23 °C) to +80 °F (27 °C)
Self-Discharge	Less than 10% after 90 days, can be stored up to 6 months at 25 (77 °F); Fully recharging is required before usage, For higher temperatures the time interval will be shorter.

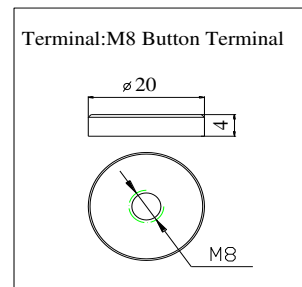
Charge Voltages

Float Charging Voltage	9.0 to 9.2 VDC/unit@ (25°C)	
Equalization and Cycle Service Charging Voltage	9.53 to 9.67 VDC/unit @ (25°C)	
Maximum Charge Current(A)	50 A	
Charging Temperature Compensation	Cycle use	-4mV/cell/
	Float use	-3mV/cell/

BATTERY & TERMINAL DIMENSIONS (All units shown in mm)



Battery bank spacing required 12.5mm (1/2"inch) minimum



Constant Current Discharge Rating Amperes @ 77 °F (25 °C)

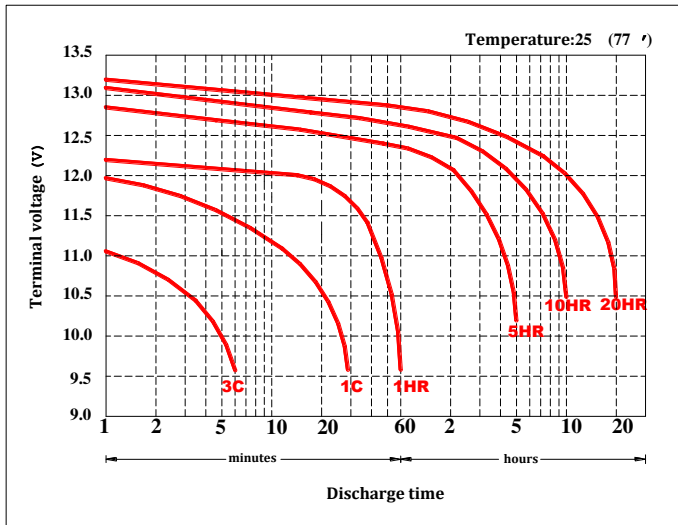
Cut off voltage V/cell	15M	30M	45M	1H	2H	3H	5H	8H	10H	12H	20H
1.75V	290	182	134	110.8	59.6	45.3	31.7	21.8	18.00	15.33	10.00

Note The above data are average values, and can be obtained with 3 charge/discharge cycles. These are not minimum values.

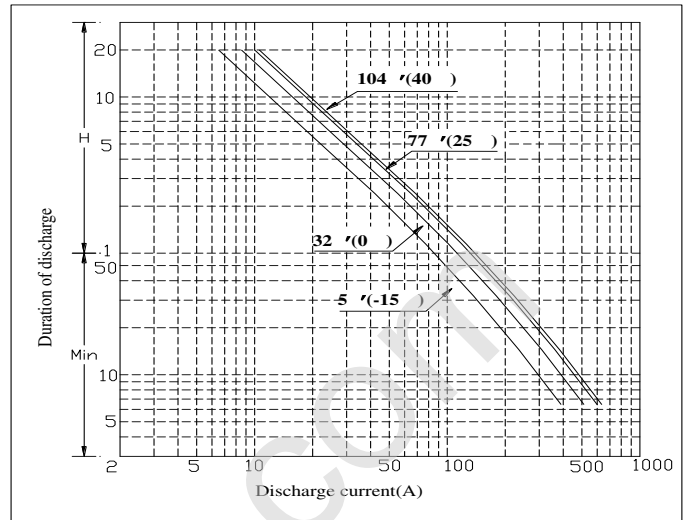


DC200-8 DATA SHEET

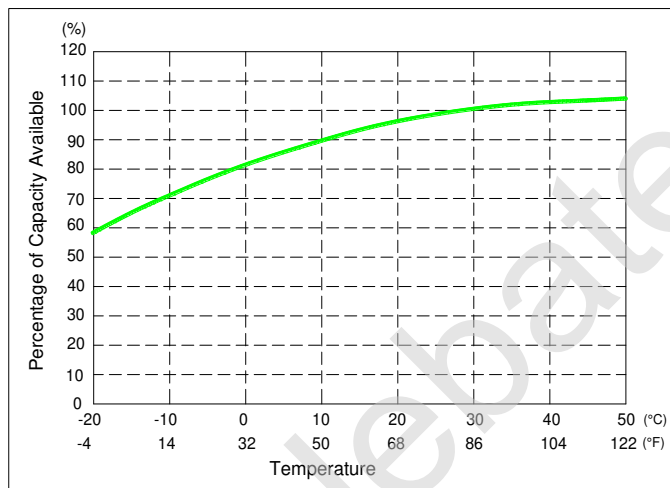
Terminal Voltage(V) and Discharge Time



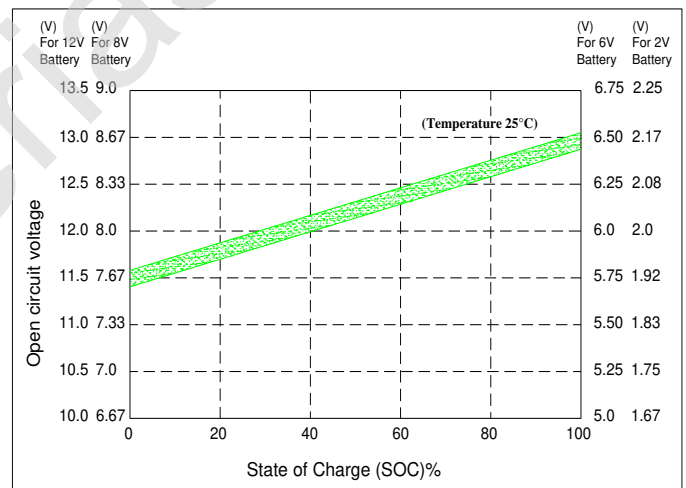
Duration of discharge vs. Discharge current



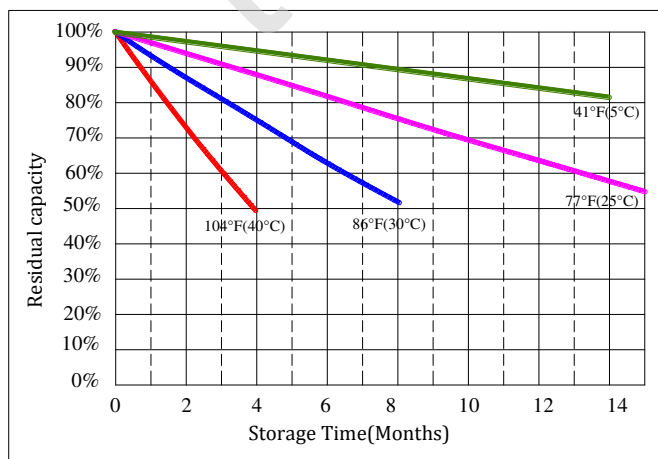
Percent Capacity vs. Temperature



State of Charge(SOC) vs Open Circuit Voltage(OCV)



Capacity Retention Characteristic



Cycle Life vs. Depth of Discharge(DOD)

