



DC215-12

215AH@20HR

12-Volt

DEEP CYCLE

**Maintenance-Free
Sealed AGM Battery**

Nominal Specifications

Battery Model	DC215-12	Rated Capacity	215AH/20HR
----------------------	-----------------	-----------------------	-------------------

Mechanical Specifications

Group Size	J185		
Overall Height (H)	371±2mm	14.61"	
Container Height (h)	351±2mm	13.82"	
Length	381±2mm	15"	
Width	178±2mm	7.01"	
Weight	Approx.60kg	132.28lbs.	
Terminal Type	DT-Marine Terminal		
Terminal Torque	AP: 5.6-7.9 N.m M8 Stud: 6.6-8.5N.m		
Container Material	ABS Standard UL 94-HB		

Electrical Specifications

C100	234AH
C20	215AH
C10	193AH
C5	172AH
CCA	1050A
CA or MCA	1260A
HPCA	1500A
Max. Discharge Current	2100A (5s)
Internal Resistance	3.5mΩ
<b style="color: red;">Reserve Capacity	
Reserve @25 AMPS	420Minutes
Reserve @75 AMPS	110Minutes

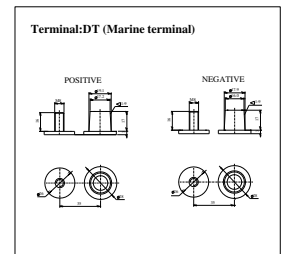
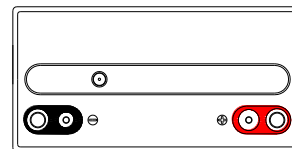
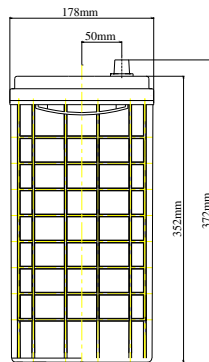
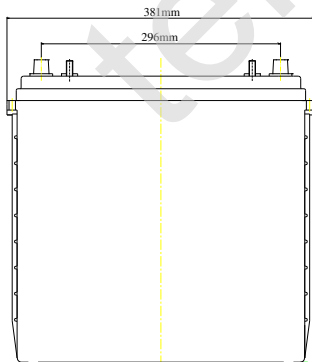
Temperature Range Specifications

Operating Temperature Range	Discharge: -15 ~+50 (5 ~122 °)
	Charge: -15 ~+40 (5 ~104 °)
	Storage: -15 ~+40 (5 ~104 °)
Recommended Operating Temperature Range	+74 (23) to +80 (27)
Self-Discharge	Less than 10% after 90 days, can be stored up to 6 months at 25 (77 °); Fully recharging is required before usage, For higher temperatures the time interval will be shorter.

Charge Voltages

Float Charging Voltage	13.5 to 13.8 VDC/unit@ (25°C)	
Equalization and Cycle Service Charging Voltage	14.3 to 14.5 VDC/unit @ (25°C)	
Maximum Charge Current(A)	53.5A	
Charging Temperature Compensation	Cycle use	-4mV/cell/
	Float use	-3mV/cell/

BATTERY & TERMINAL DIMENSIONS (All units shown in mm)



Constant Current Discharge Rating Amperes @ 77 °(25 °C)

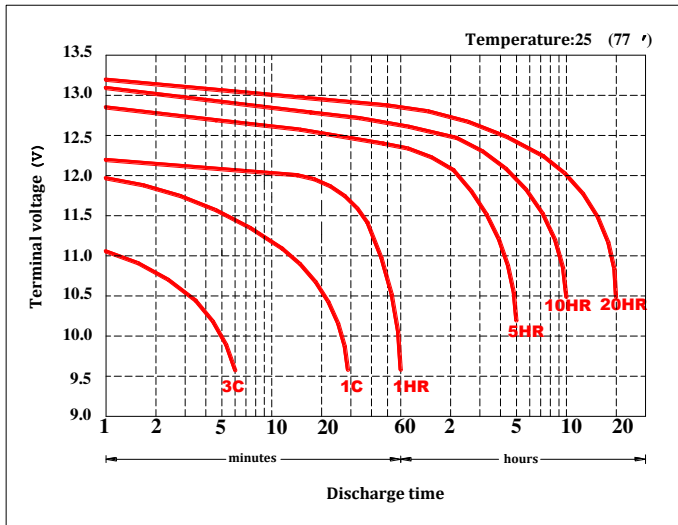
Cut off voltage V/cell	15M	30M	45M	1H	2H	3H	5H	8H	10H	12H	20H
1.75V	315	195	148	112	66.1	50.6	33.7	22.7	19.3	16.5	10.75

Note The above data are average values, and can be obtained with 3 charge/discharge cycles. These are not minimum values.

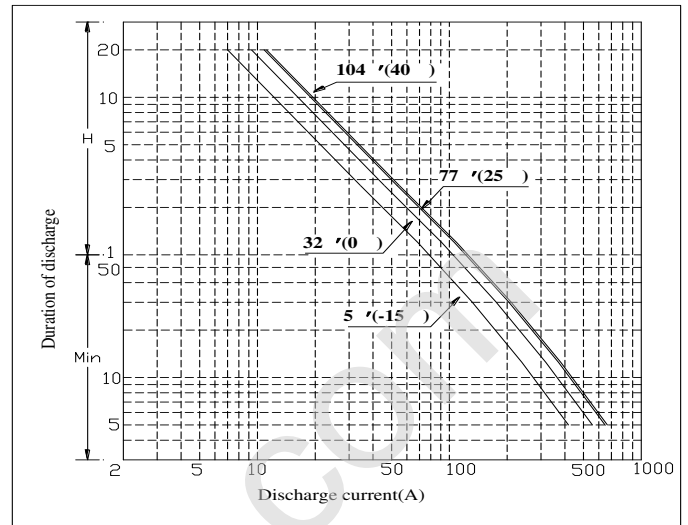


DC215-12 DATA SHEET

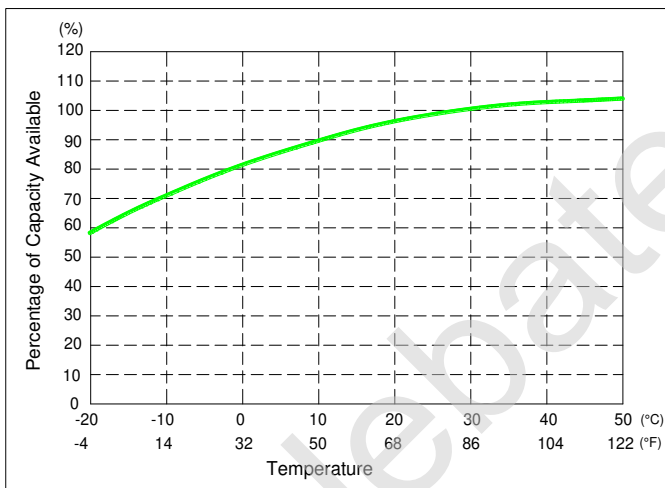
Terminal Voltage(V) and Discharge Time



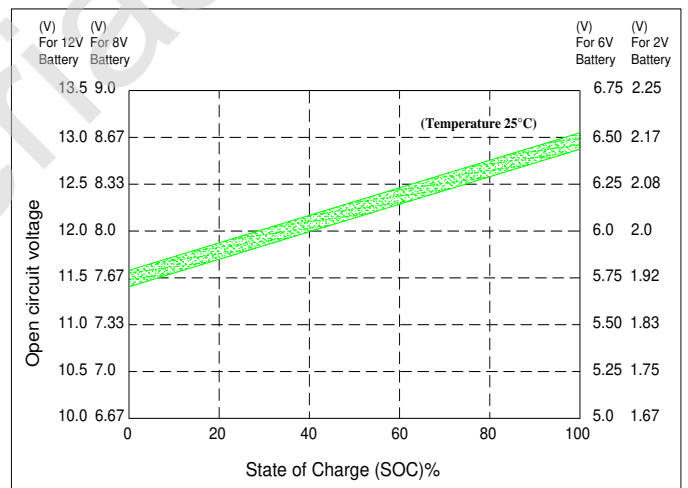
Duration of discharge vs. Discharge current



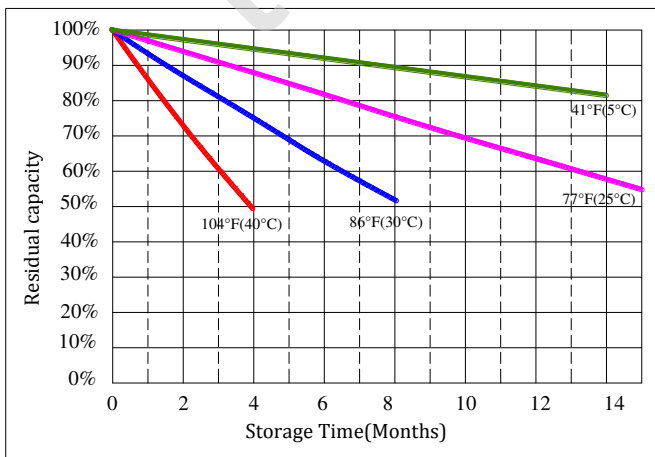
Percent Capacity vs. Temperature



State of Charge(SOC) vs Open Circuit Voltage(OCV)



Capacity Retention Characteristic



Cycle Life vs. Depth of Discharge(DOD)

