



DC240-12

240AH@20HR

12-Volt

DEEP CYCLE

**Maintenance-Free
Sealed AGM Battery**

Nominal Specifications

Battery Model	DC240-12	Rated Capacity	240AH/20HR
---------------	----------	----------------	------------

Mechanical Specifications

Group Size	8D		
Overall Height (H)	208±2mm	8.19"	
Container Height (h)	204±2mm	8.03"	
Length	520±2mm	20.47"	
Width	269±2mm	10.59"	
Weight	Approx.73.8kg	162.7lbs.	
Terminal Type	M8-Button Terminal		
Terminal Torque	9.6-10.7 N.m		
Container Material	ABS Standard UL 94-HB		

Electrical Specifications

C100	262AH
C20	240AH
C10	216AH
C5	197AH
CCA	1204A
CA or MCA	1440A
HPCA	1730A
Max. Discharge Current	2400A (5s)
Internal Resistance	2.8mΩ
Reserve Capacity	
Reserve @25 AMPS	520Minutes
Reserve @75 AMPS	135Minutes

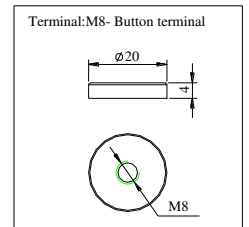

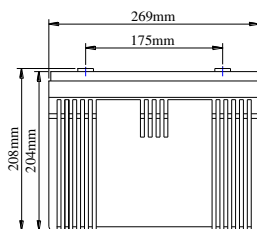
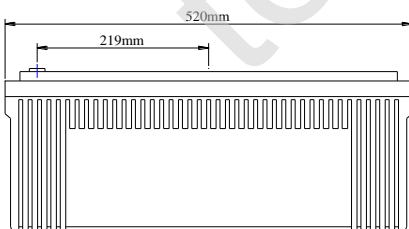
Temperature Range Specifications

Operating Temperature Range	Discharge : -15 ~+ 50 (5 ~122 °)
	Charge: -15 ~+40 (5 ~104 °)
	Storage: -15 ~+40 (5 ~104 °)
Recommended Operating Temperature Range	+74 °(23 °) to +80 °(27 °)
Self-Discharge	Less than 10% after 90 days, can be stored up to 6 months at 25 (77 °); Fully recharging is required before usage, For higher temperatures the time interval will be shorter.

Charge Voltages

Float Charging Voltage	13.5 to 13.8 VDC/unit@ (25°C)	
Equalization and Cycle Service Charging Voltage	14.3 to 14.5 VDC/unit @ (25°C)	
Maximum Charge Current(A)	60A	
Charging Temperature Compensation	Cycle use	-4mV/cell/
	Float use	-3mV/cell/

BATTERY & TERMINAL DIMENSIONS (All units shown in mm)



Constant Current Discharge Rating Amperes @ 77 °(25 °)

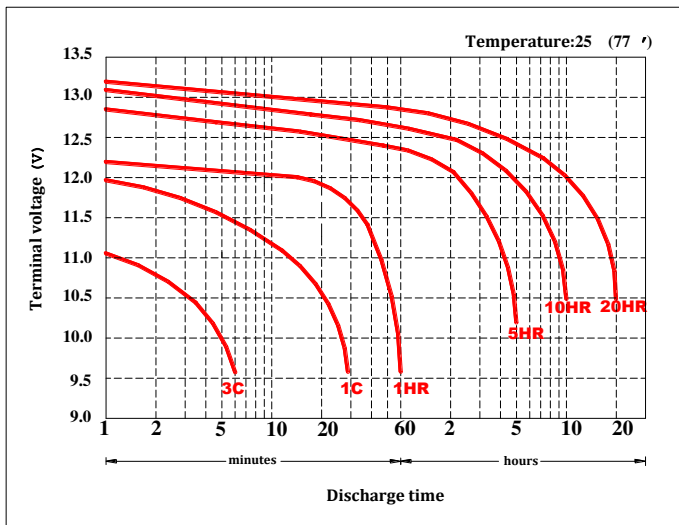
Cut off voltage V/cell	15M	30M	45M	1H	2H	3H	5H	8H	10H	12H	20H
1.75V	350	214	158	136.4	75.3	54.3	38.1	26.1	21.60	18.40	12.00

Note The above data are average values, and can be obtained with 3 charge/discharge cycles. These are not minimum values.

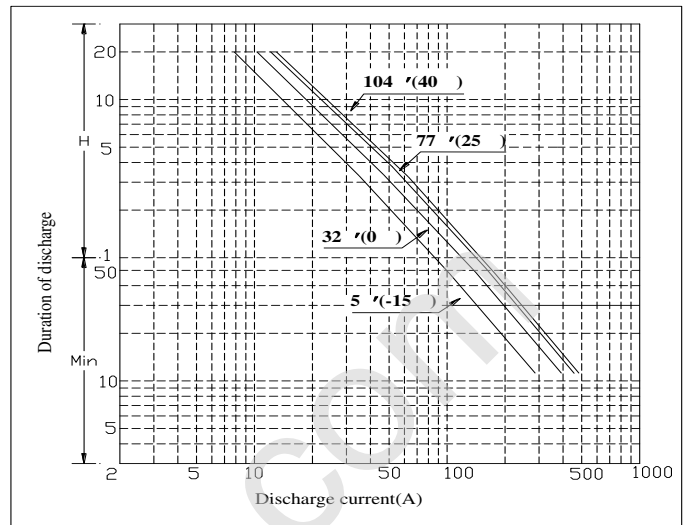


DC240-12 DATA SHEET

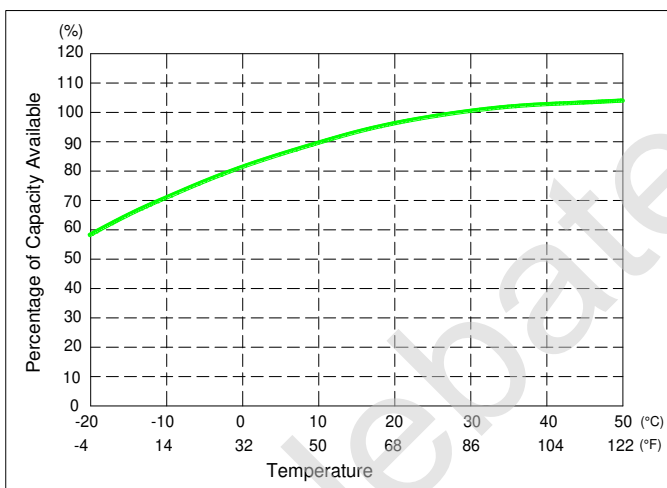
Terminal Voltage(V) and Discharge Time



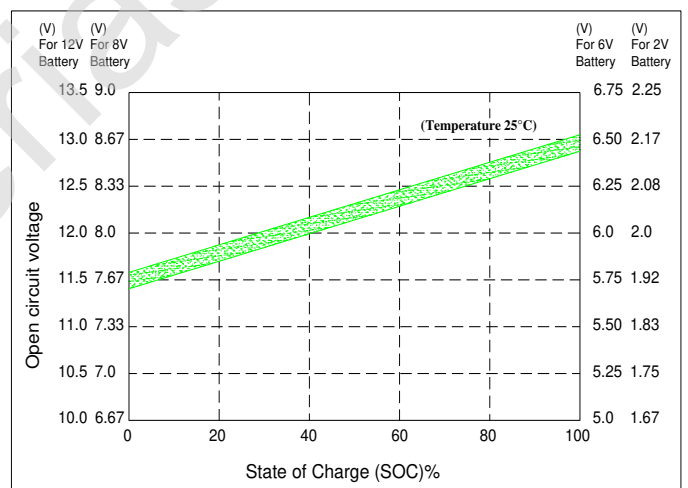
Duration of discharge vs. Discharge current



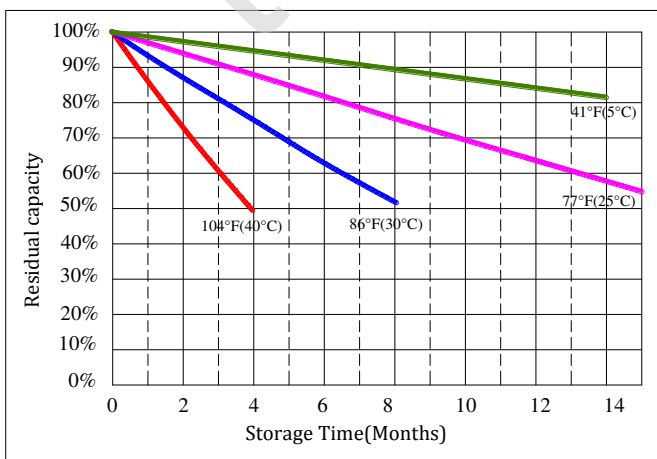
Percent Capacity vs. Temperature



State of Charge(SOC) vs Open Circuit Voltage(OCV)



Capacity Retention Characteristic



Cycle Life vs. Depth of Discharge(DOD)

