

DC400-6 DATA SHEET



DC400-6

400AH@20HR

6-Volt

DEEP CYCLE

Maintenance-Free
Sealed AGM Battery

Nominal Specifications

Battery Model	DC400-6	Rated Capacity	400AH/20HR
---------------	---------	----------------	------------

Mechanical Specifications

Group Size	L16	
Overall Height (H)	424±2mm	16.69"
Container Height (h)	404±2mm	15.91"
Length	295±2mm	11.61"
Width	179±2mm	7.05"
Weight	Approx.56 kg	123.46lbs.
Terminal Type	DT-Marine Terminal	
Terminal Torque	AP: 5.6-7.9 N.m M8 Stud: 6.6-8.5N.m	
Container Material	ABS Standard UL 94-HB	

Electrical Specifications

C100	460AH
C20	400AH
C10	374AH
C5	340AH
CCA	/
CA or MCA	/
HPCA	/
Max. Discharge Current	4000A (5s)
Internal Resistance	1.5mΩ
Reserve Capacity	
Reserve @25 AMPS	885Minutes
Reserve @75 AMPS	229Minutes

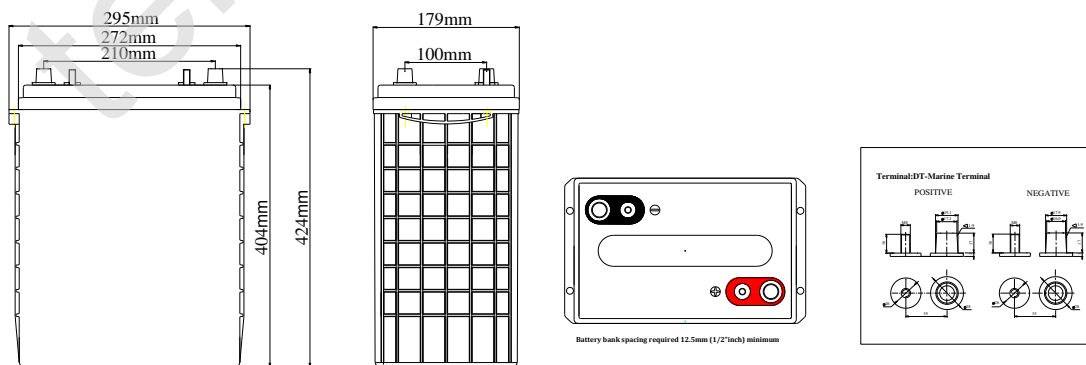
Temperature Range Specifications

Operating Temperature Range	Discharge: -15 ~ +50 (5 ~ 122 °F)
	Charge: -15 ~ +40 (5 ~ 104 °F)
	Storage: -15 ~ +40 (5 ~ 104 °F)
Recommended Operating Temperature Range	+74 °F (23 °C) to +80 °F (27 °C)
Self-Discharge	Less than 10% after 90 days, can be stored up to 6 months at 25 (77 °F); Fully recharging is required before usage, For higher temperatures the time interval will be shorter.

Charge Voltages

Float Charging Voltage	6.75 to 6.90 VDC/unit @ (25°C)	
Equalization and Cycle Service Charging Voltage	7.15 to 7.25 VDC/unit @ (25°C)	
Maximum Charge Current(A)	100A	
Charging Temperature Compensation	Cycle use	-4mV/cell/°C
	Float use	-3mV/cell/°C

BATTERY & TERMINAL DIMENSIONS (All units shown in mm)



Constant Current Discharge Rating Amperes @ 77 °F (25 °C)

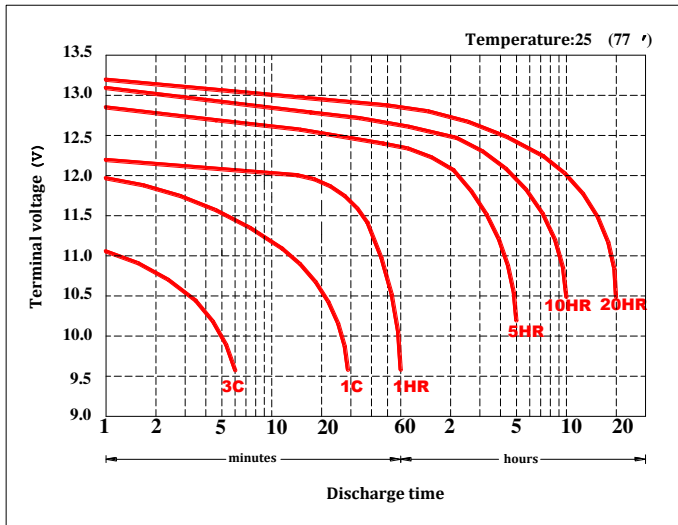
Cut off voltage V/cell	15M	30M	45M	1H	2H	3H	5H	8H	10H	12H	20H
1.75V	500	386.6	285.0	231.5	123.4	93.9	65.9	45.1	37.4	31.8	20.0

Note The above data are average values, and can be obtained with 3 charge/discharge cycles. These are not minimum values.

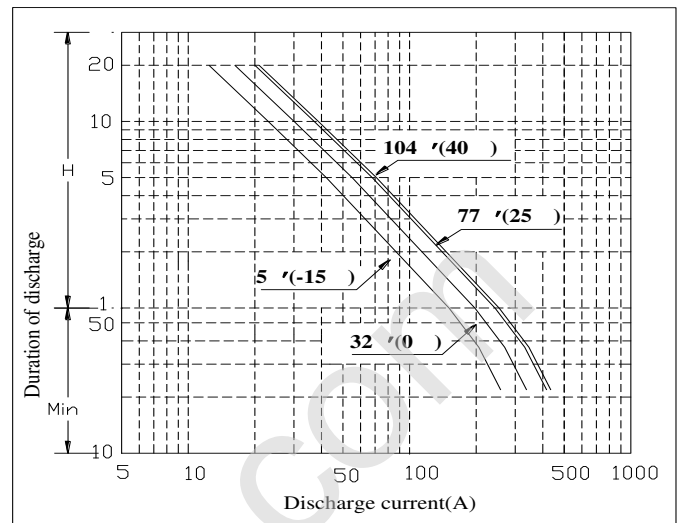


DC400-6 DATA SHEET

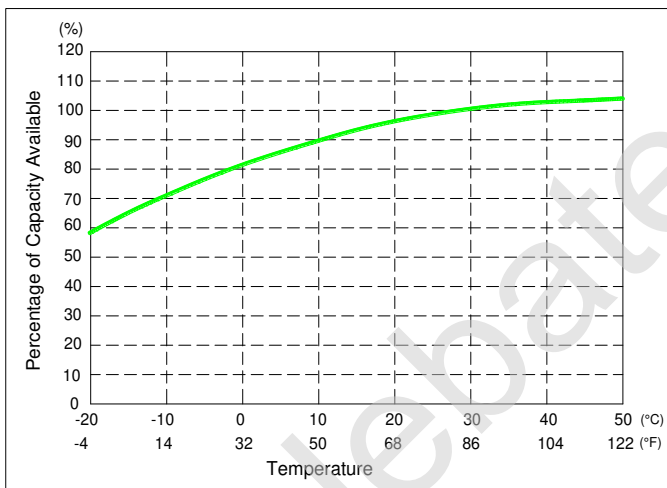
Terminal Voltage(V) and Discharge Time



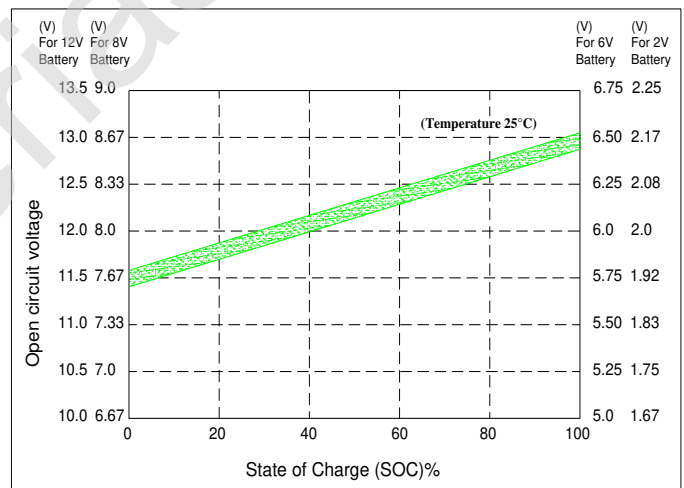
Duration of discharge vs. Discharge current



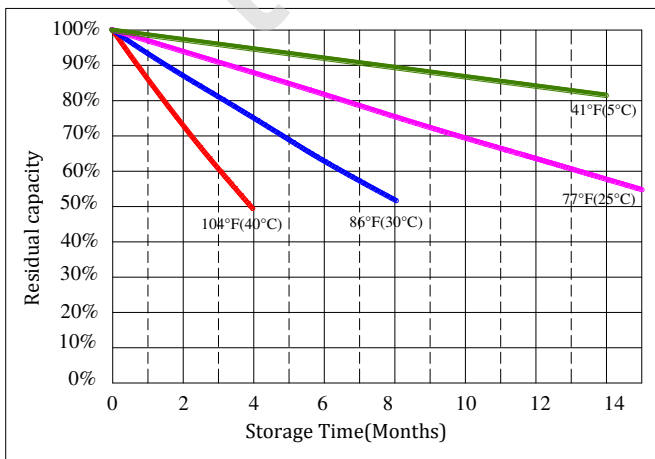
Percent Capacity vs. Temperature



State of Charge(SOC) vs Open Circuit Voltage(OCV)



Capacity Retention Characteristic



Cycle Life vs. Depth of Discharge(DOD)

