

# DC65-12A DATA SHEET



## DC65-12A

65AH@20HR

12-Volt

DEEP CYCLE

Maintenance-Free  
Sealed AGM Battery

### Nominal Specifications

Battery Model	DC65-12A	Rated Capacity	65AH/20HR
---------------	----------	----------------	-----------

### Mechanical Specifications

Group Size	93	
Overall Height (H)	176±2mm	6.93"
Container Height (h)	176±2mm	6.93"
Length	351±2mm	13.82"
Width	167±2mm	6.57"
Weight	Approx.23.2kg	51.15lbs.
Terminal Type	M6- Button Terminal	
Terminal Torque	5.6-7.9 N.m	
Container Material	ABS Standard UL 94-HB	

### Electrical Specifications

C100	72AH
C20	65AH
C10	58.5AH
C5	53.5AH
CCA	430A
CA or MCA	510A
HPCA	610A
Max. Discharge Current	900A (5s)
Internal Resistance	5mΩ
<b>Reserve Capacity</b>	
Reserve @25 AMPS	100 Minutes
Reserve @75 AMPS	28 Minutes

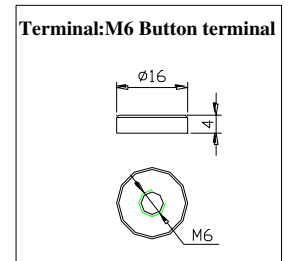
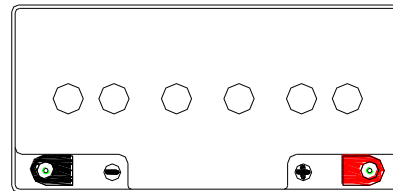
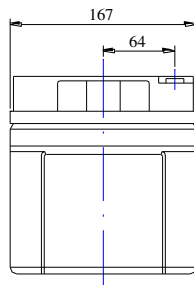
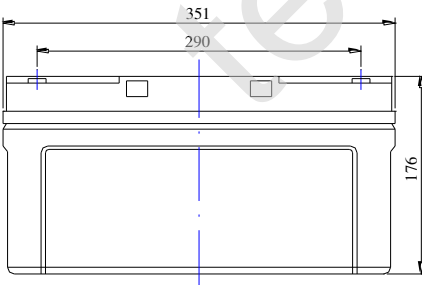
### Temperature Range Specifications

Operating Temperature Range	Discharge: -15 ~ +50 (5 ~ 122 °F)
	Charge: -15 ~ +40 (5 ~ 104 °F)
	Storage: -15 ~ +40 (5 ~ 104 °F)
Recommended Operating Temperature Range	+74 °F (23 °C) to +80 °F (27 °C)
Self-Discharge	Less than 10% after 90 days, can be stored up to 6 months at 25 (77 °F); Fully recharging is required before usage, For higher temperatures the time interval will be shorter.

### Charge Voltages

Float Charging Voltage	13.5 to 13.8 VDC/unit @ (25°C)	
Equalization and Cycle Service Charging Voltage	14.3 to 14.5 VDC/unit @ (25°C)	
Maximum Charge Current(A)	16.3A	
Charging Temperature Compensation	Cycle use	-4mV/cell/°C
	Float use	-3mV/cell/°C

### BATTERY & TERMINAL DIMENSIONS (All units shown in mm)



Battery bank spacing required 12.5mm (1/2"inch) minimum

### Constant Current Discharge Rating Amperes @ 77 °F (25 °C)

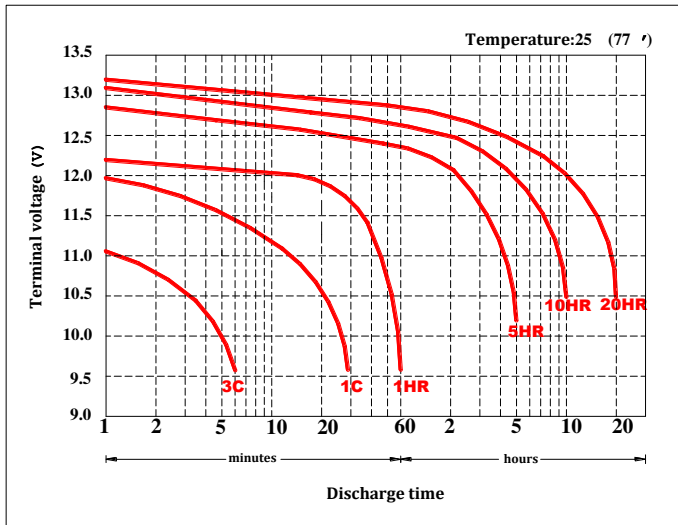
Cut off voltage V/cell	15M	30M	45M	1H	2H	3H	5H	8H	10H	12H	20H
1.75V	100	70	45	36.9	19.6	14.7	10.3	7.1	5.85	4.98	3.25

Note The above data are average values, and can be obtained with 3 charge/discharge cycles. These are not minimum values.

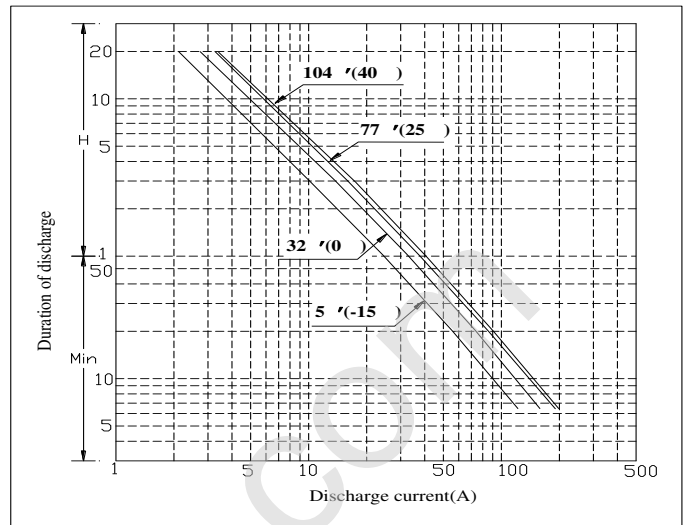


# DC65-12A DATA SHEET

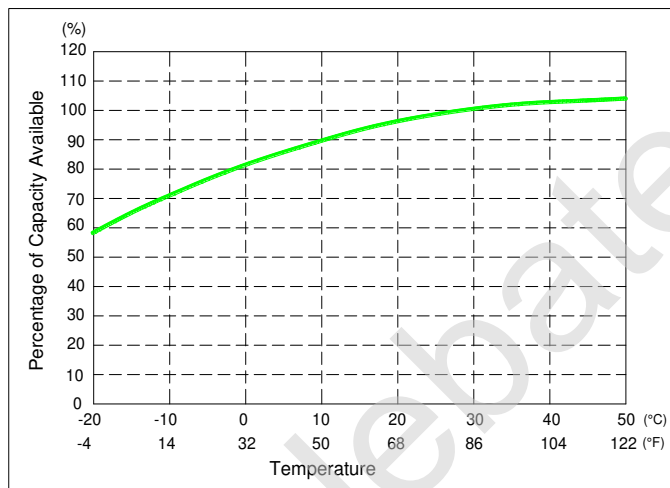
## Terminal Voltage(V) and Discharge Time



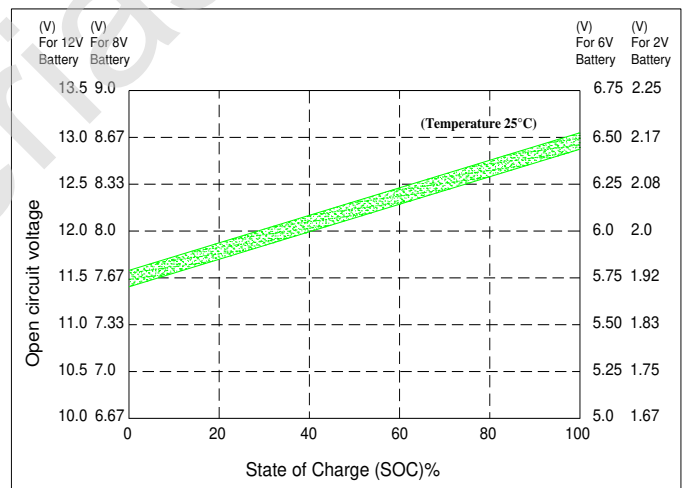
## Duration of discharge vs. Discharge current



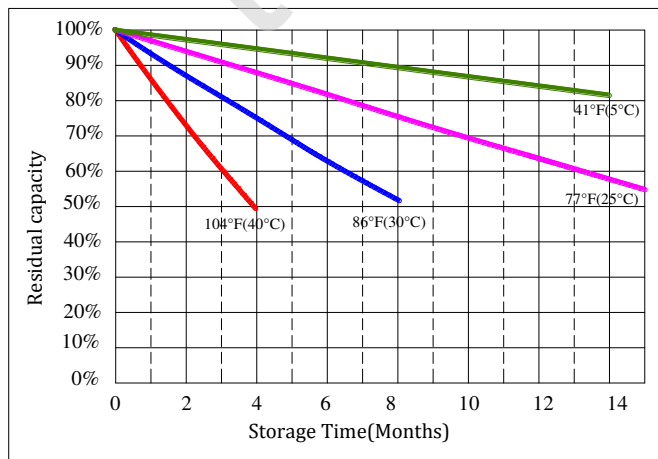
## Percent Capacity vs. Temperature



## State of Charge(SOC) vs Open Circuit Voltage(OCV)



## Capacity Retention Characteristic



## Cycle Life vs. Depth of Discharge(DOD)

