DC55-12

55AH@20HR
12-Volt

DEEP CYCLE

Maintenance-Free
Sealed AGM Battery

Nominal Specifications

Battery Model	DC55-12	Rated Capacity	55AH/20HR

Mechanical Specifications

Group Size	22NF	
Overall Height (H)	212±2mm	8.35″
Container Height (h)	208±2mm	8.19″
Length	229±2mm	9.02″
Width	138±2mm	5.43″
Weight	Approx.17.6kg	38.80lbs.
Terminal Type	M6- Button Terminal	
Terminal Torque	5.6-7.9 N.m	
Container Material	ABS Standard ˜UL 94-HB ˜	

Electrical Specifications

C100	61AH
C20	55AH
C10	50AH
C5	45AH
CCA	400A
CA or MCA	480A
HPCA	570A
Max. Discharge Current	825A (5s)
Internal Resistance	6.0mΩ

Reserve Capacity

Reserve @25 AMPS	96 Minutes
Reserve @75 AMPS	21 Minutes

Temperature Range Specifications

Operating Temperature Range	Discharge : -15 ~+ 50 (5 ′~122 ′)
	Charge: -15 ~ +40 (5 ′~104 ′)
	Storage: -15 ~ +40 (5 ′~104 ′)
Recommended Operating Temperature Range	+74 ′(23) to +80 ′(27)
Self-Discharge	Less than 10% after 90 days, can be stored up to 6 months at 25 (77 ′);Fully recharging is required before usage, For higher temperatures the time interval will be shorter.

Charge Voltages

Float Charging Voltage	13.5 to 13.8 VDC/unit@ (25°C)	
Equalization and Cycle Service Charging Voltage	14.3 to 14.5 VDC/unit @(25°C)	
Maximum Charge Current(A)	13.8A	
Charging Temperature Compensation	Cycle use	-4mV/cell/
	Float use	-3mV/cell/

BATTERY & TERMINAL DIMENSIONS (All units shown in mm)

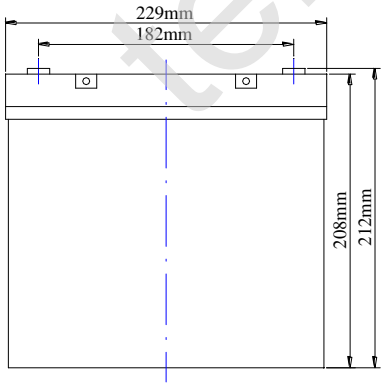

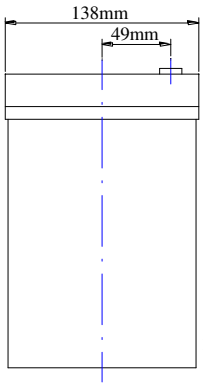

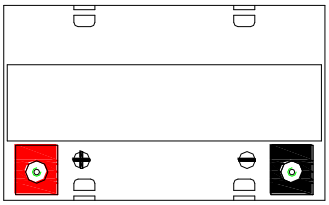

Battery bank spacing required 12.5mm (1/2"inch) minimum

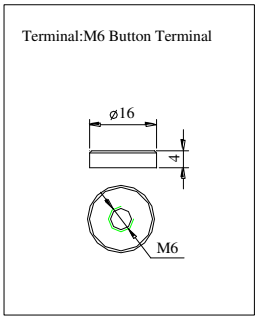

Constant Current Discharge Rating Amperes @ 77 ′(25)

Cut off voltage V/cell	15M	30M	45M	1H	2H	3H	5H	8H	10H	12H	20H
1.75V	81	49	41	31.3	16.6	12.5	8.7	6.0	5.00	4.22	2.75

Note The above data are average values, and can be obtained with 3 charge/discharge cycles. These are not minimum values.

This information is generally descriptive only and is not intended to make or imply any representation, guarantee or warranty with respect to any cells and batteries. Cell and battery designs specification are subject to modification without notice. Contact Fullriver for the latest information.

tekbaterias.com

DC55-12 DATA SHEET

Terminal Voltage(V) and Discharge Time

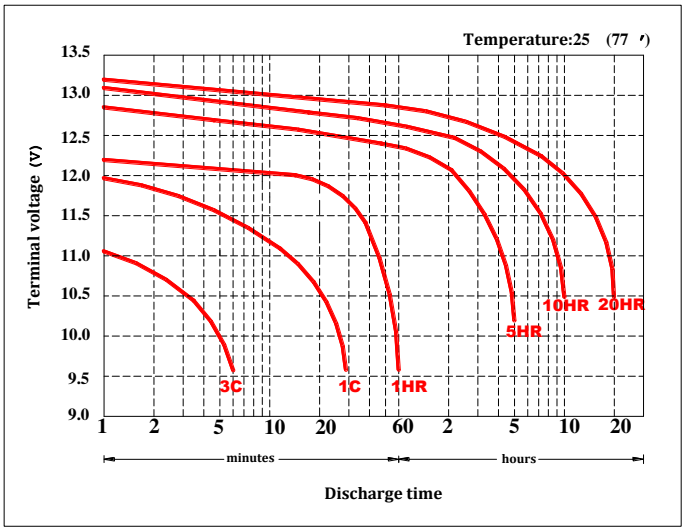

Duration of discharge vs. Discharge current

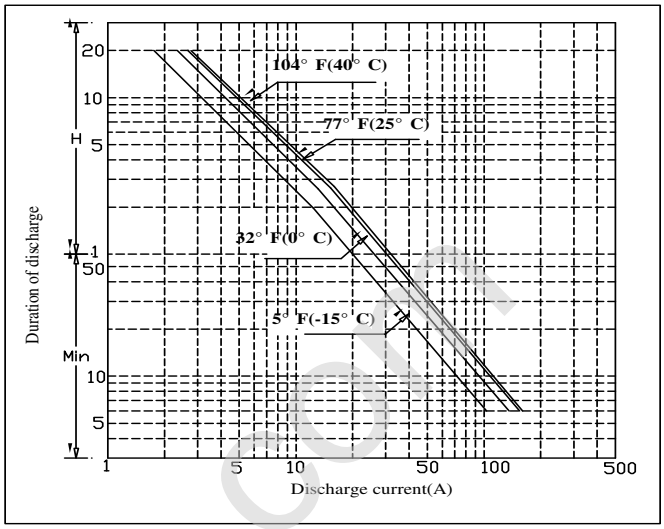

Percent Capacity vs. Temperature

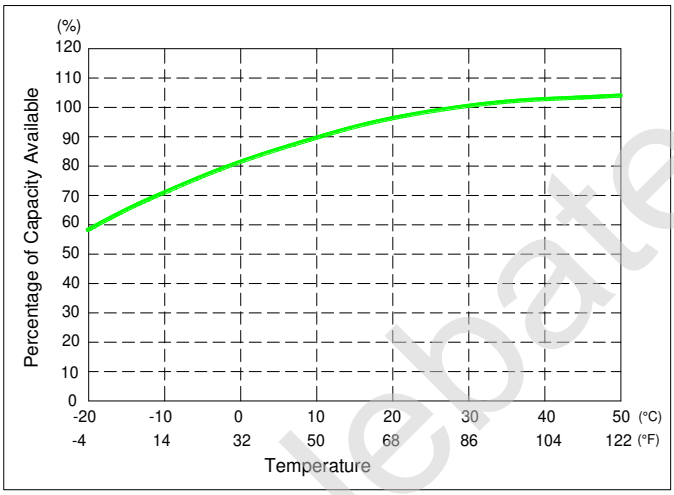

State of Charge(SOC) vs Open Circuit Voltage(OCV)

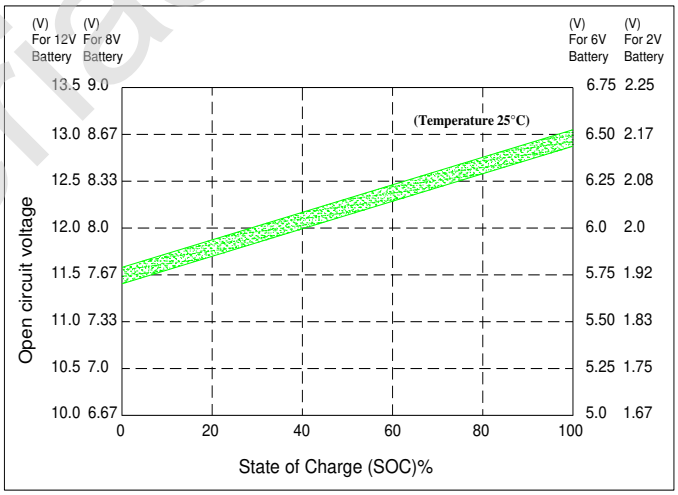

Capacity Retention Characteristic

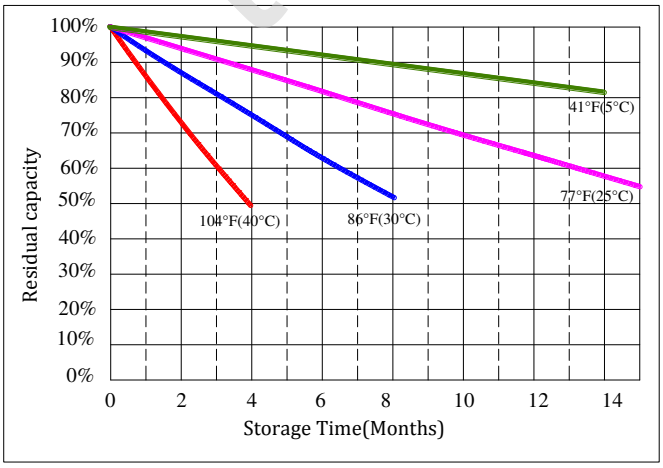

Cycle Life vs. Depth of Discharge(DOD)

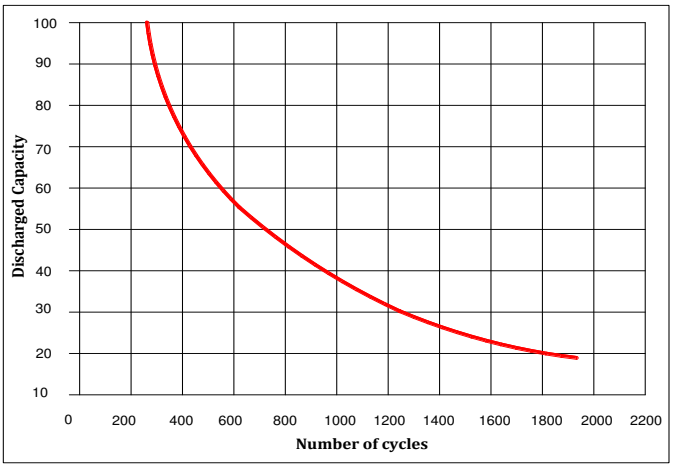

This information is generally descriptive only and is not intended to make or imply any representation, guarantee or warranty with respect to any cells and batteries. Cell and battery designs specification are subject to modification without notice. Contact Fullriver for the latest information.