DCG32-12

CYCLING CAPACITY

20 Hour Rate	**32 Amp Hours**

RESERVE CAPACITY

Reserve @25 AMPS	**35 Minutes**	Reserve @75 AMPS	**6 Minutes**

ELECTRICAL SPECIFICATIONS

Nominal Voltage	**12 Volt**
C100	**37 AH**
C20	**32 AH**
C10	**29 AH**
C5	**24 AH**
C3	**24 AH**
C2	**21 AH**
C1	**19 AH**
Internal Resistance	**0.0m Ω**

MECHANICAL SPECIFICATIONS

Group Size	**U1**	
Terminal Type	**M6**	
Terminal Torque	**See reverse side**	
Height (w/ terminal)	**6.73"**	**171 mm**
Height (case only)	**6.57"**	**167 mm**
Width	**7.76"**	**197 mm**
Length	**5.16"**	**131 mm**
Weight	**23.4 lbs**	**10.6 kg**
Case Type	**ABS Plastic -** Flame Res. Rating UL94-HB	

DISCHARGE TABLE (Constant Current)

Time	Amps	Rate
20hr	1.6	0.05 CA
10hr	2.9	0.10 CA
8hr	3.5	0.13 CA
5hr	4.8	0.25 CA
3hr	7.9	0.33 CA
2hr	10.7	0.50 CA
1hr	19.2	1.00 CA

DISCHARGE PROFILE (Constant Current)

12-Volt Battery *Temperature: 77°F (25°C)*

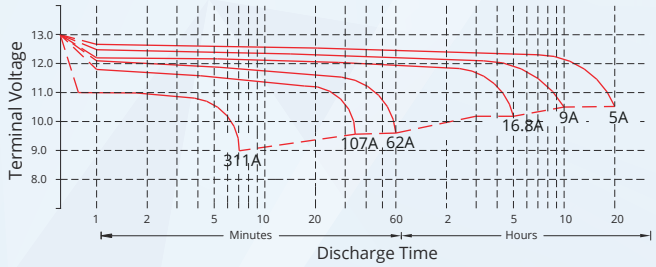

- All listed ratings are @ 100% SoC, T=77°F (25°C), 1.75VPC unless otherwise specified.
- Specifications listed are for estimation purposes only. Battery performance can vary depending on application. Battery design subject to change.

BATTERY & TERMINAL DIMENSIONS (All units shown in mm)

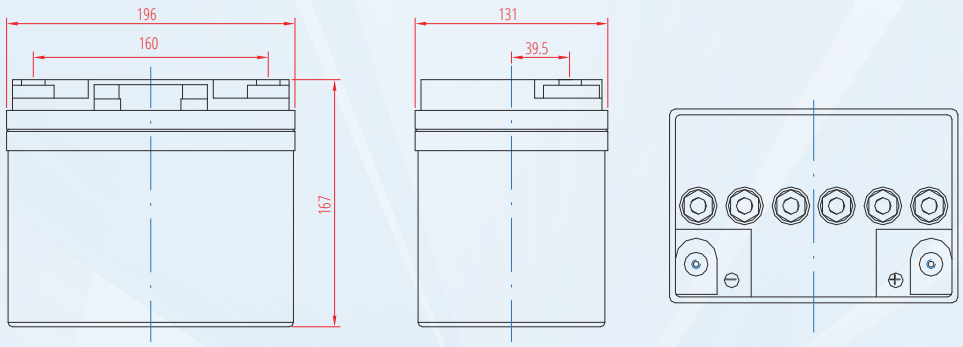

Terminal: M6

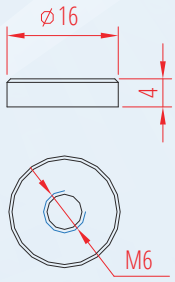

DCG SERIES | DEEP CYCLE GEL

fullriverbattery.com

telebatteries.com

TEMPERATURE vs CAPACITY

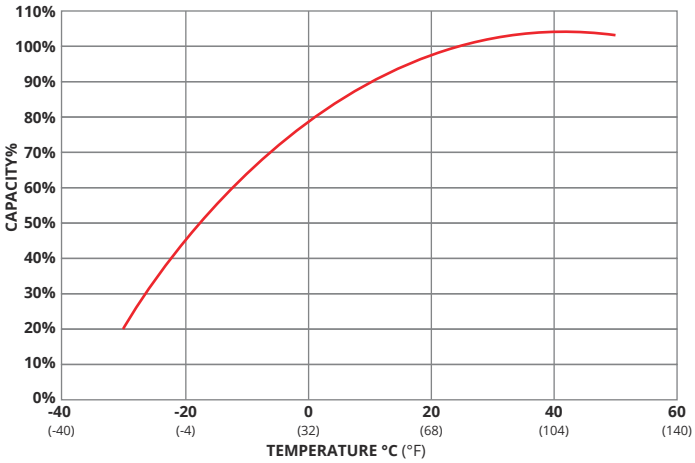

STATE of CHARGE (SOC) vs OPEN CIRCUIT VOLTAGE (OCV)

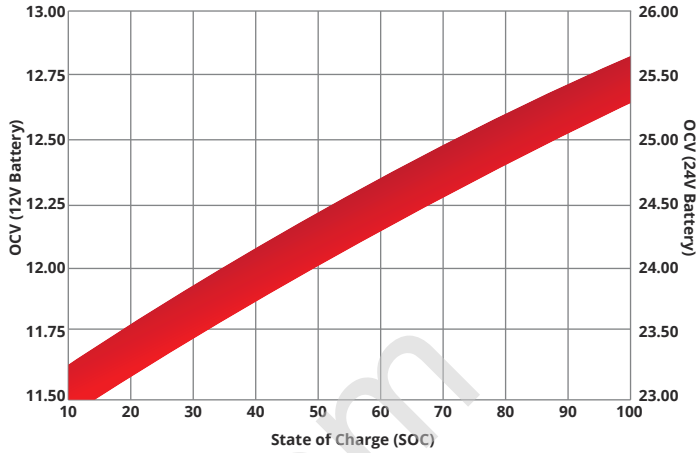

CYCLE LIFE vs DEPTH of DISCHARGE (DOD)

*(Based on BCI Testing @ 2-hr Rate)

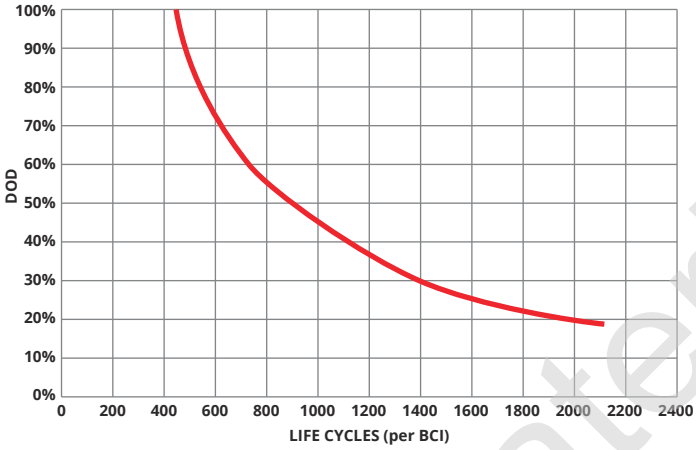

SELF DISCHARGE vs TIME/TEMPERATURE

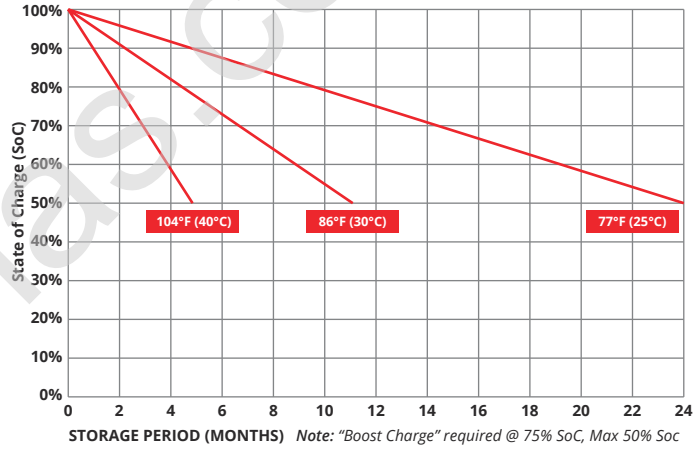

Note: "Boost Charge" required @ 75% SoC, Max 50% Soc

TEMPERATURE RANGE SPECIFICATIONS

Condition	Recommended	Maximum	Recommended	Maximum
Storage	5°F to 122°F	-40°F to 160°F	-15°C to 50°C	-40°C to 71°C
Operation	5°F to 104°F	-40°F to 160°F	-15°C to 40°C	-40°C to 71°C
Charge with TC	5°F to 122°F	-40°F to 160°F	-15°C to 50°C	-40°C to 71°C
Charge w/o TC	32°F to 104°F	5°F to 122°F	0°C to 40°C	-15°C to 50°C

***TC=** *Temperature Compensation*

CHARGE VOLTAGES

	Battery Voltages			
Charge Stage	**12V**	**24V**	**36V**	**48V**
Bulk	14.1 - 14.4V	28.2 - 28.8V	42.3 - 43.2V	56.4 - 57.6V
Absorption	14.1 - 14.2V	28.2 - 28.4V	42.3 - 42.6V	56.4 - 57.0V
Float	13.6V	27.2V	40.8V	54.4V
TC Factor: (-2mV°F/cell) or (-4mV°C/cell)				

TERMINAL TORQUE SPECS (applicable values are highlighted)

M6, AP	M8	M10	M6M (Stud)	M8M (Stud)	M10M (Stud)	3/8" Stud	FR45	TP06 (AP)	TP08/TP68 (AP)
4.1-5.8ft-lbs	7.1-7.9ft-lbs	9.6-12ft-lbs	3.3-4.6ft-lbs	4.9-6.3ft-lbs	7.7-9.6ft-lbs	8.9-12ft-lbs	5.8-7.4ft-lbs	3.3-4.6ft-lbs	50-70ft-lbs
50-70lbs-in	85-95lbs-in	115-141lbs-in	40-56lbs-in	58-75lbs-in	92-115lbs-in	106-150lbs-in	70-90lbs-in	40-56lbs-in	63-83lbs-in
5.6-7.9Nm	9.6-10.7Nm	13-16Nm	4.5-6.3Nm	6.6-8.5Nm	10.4-13Nm	12-16.9Nm	7.9-10.1Nm	4.5-6.3Nm	7.1-9.4Nm

ISO CERTIFIED

9001:2008 Quality Management System
14001:2004 Environmental Management System
18001:2007 Occupational Health & Safety Management System

DEEP 100% CYCLE

DELIVERY APPROVED!
LAND, SEA & AIR

Fullriver batteries are sealed lead acid batteries made with Absorbed Glass Mat (AGM) technology. The electrolyte is absorbed into the fiberglass separator material rather than in a free-flowing liquid form. Fullriver batteries are non-spillable electric storage batteries. They are excepted from the requirements of DOT's hazardous materials regulations, since they adhere to the requirements of code 49 CFR Section 173.159(D) - **(CLASSIFIED APPROVED: DOT, CFR, HMR49, IATA, ICAO67, IMDG27)**

telebaterias.com